



2010 IBAF World Junior
Baseball Championship
July 23-August 1

2010 IBAF Championnat du
monde de baseball junior
23 juillet au 1 août

THUNDER BAY • ONTARIO • CANADA



2010 IBAF World Junior
Baseball Championship
July 23-August 1

2010 IBAF Championnat du
monde de baseball junior
23 juillet au 1 août

THUNDER BAY • ONTARIO • CANADA



Final Report



Final Standing – Clasificacion Final

1		Chinese Taipei (TPE)
2		Australia (AUS)
3		Cuba (CUB)
4		Canada (CAN)
5		United States (USA)
6		Netherlands (NED)
7		South Korea (KOR)
8		Italy (ITA)
9		Venezuela (VEN)
10		Panama (PAN)
11		France (FRA)
12		Czech Republic (CZE)



2010 IBAF World Junior
Baseball Championship
July 23-August 1

2010 IBAF Championnat du
monde de baseball junior
23 juillet au 1 août

THUNDER BAY • ONTARIO • CANADA



Individual Awards

Leading Hitter – Mejor Bateador

LIN Tzu Wei (TPE) - (607 – 17/28)

Pitcher Best ERAVE – Lanzador con mejor ERAVE

SIMMS John (USA) – (0.00/13 IP)

Pitcher Best Won/Loss Average – Lanzador con mejor promedio de partidos ganados y perdidos

LUIS Omar (CUB) – (2-0/19 IP)

Most Runs Batted In – Mas carreras anotadas

YANG Hong Sheng (TPE) – (12)

Most Home Runs – Mas homeruns

BATTAGLIA Ryan (AUS) – (3)

Most Stolen Bases – Mas bases robadas

SILA Petr (CZE) – (4)

Most Runs Scored – Mas carreras anotadas

LIN Tzu Wei (TPE) – (12)

Outstanding Defensive Player – Mejor jugador defensivo

LIN Tzu Wei (TPE)

Most Valuable Player – Jugador mas valioso

LIN Tzu Wei (TPE)



2010 IBAF World Junior
Baseball Championship
July 23-August 1

2010 IBAF Championnat du
monde de baseball junior
23 juillet au 1 août

THUNDER BAY • ONTARIO • CANADA



All-Star Team – Equipo All Star

Best Starting Pitcher – Mejor lanzador abridor

LUIS Omar (CUB)

Best Relief Pitcher - Mejor lanzador relevo

YOO Chang Sik (KOR)

Catcher - Receptor

BATTAGLIA Ryan (AUS)

First Baseman – Primera base

AVILES Guillermo (CUB)

Second Baseman – Segunda base

YANG Hong Shen (TPE)

Third Baseman – Tercera base

LIN Tzu Wei (TPE)

Shortstop - Interbase

LINDOR Francisco (USA)

Outfielder - Exteriores

LORENZEN Michael (USA)

JIMENEZ Geikis (CUB)

CALBICK Alexander (CAN)

Designated Hitter – Bateador Designado

DIEDRICK Philip (CAN)

Officials

Chairman of T.C.

 **George Santiago (USA)**

Commissioners

 **Jim Baba (CAN)**

 **Roland Hoffman (GER)**

 **Peter Caliento (USA)**


 **Pedro Medina Ayon (CUB)**


 **Beppe Guilizzoni (ITA)**

 **Felix Yip (HKG)**

Umpires

Umpiring Director:  **Gustavo Rodriguez (USA)**

 **Scott Behn (USA)**

 **Stewart Howe (AUS)**


 **Johan Brandsma (NED)**

 **Jamie Killingsworth (CAN)**

 **David Cass (CAN)**

 **Jiri Krupa (CZE)**


 **Chi-Hsien Chang (TPE)**

 **Frank Lautier (FRA)**

 **Andrew Down (CAN)**

 **Hi-Young Park (KOR)**

 **Trevor Drury (CAN)**

 **Marco Screti (ITA)**

 **Trevor Grieve (CAN)**


 **Chris Wilhem (CAN)**


 **Franz Wever Guerra (PAN)**

 **Jose Perez Yulient (CUB)**

Scorekeepers

Scoring Director:  **Anna Maria Painsi (ITA)**

 **Kevin Bonden (CAN)**

 **Roy Larson (CAN)**

 **Jason Buitenhuis (CAN)**

 **Wayne Smith (CAN)**

 **Carlos Del Pino (CUB)**

 **Rob Stradeski (CAN)**

 **Glen Dundas (CAN)**

 **Ernie Surkan (CAN)**

 **Dan Gelmich (CAN)**

Statistics

 **Lincoln Galbraith (CAN)**



2010 IBAF World Junior
Baseball Championship
July 23-August 1

2010 IBAF Championnat du
monde de baseball junior
23 juillet au 1 août



THUNDER BAY • ONTARIO • CANADA

Roster



Australia

AUS

##	Name	Pos	B/T	Cl	Date of Birth
--	----	---	---	--	-----
3	LODGE Jackson	P	L/L	JR	12/10/93
4	CONE Scott	OF	L/L	JR	01/03/92
5	MORRIS Sam	C - OF	R/R	JR	05/02/93
6	SHELDON COLLINS Jaco	OF - IF	L/R	JR	12/01/93
7	McGRATH Daniel	P	R/L	JR	07/07/94
8	CORBITT Matthew	P	R/R	JR	25/06/92
10	McDONALD Jordan	IF	R/R	JR	22/07/92
11	YOUNIS Jacob	IF	R/R	JR	10/07/93
12	DALE Tyler	P-IF-OF	R/R	JR	20/09/93
16	BATTAGLIA Ryan	C	R/R	JR	29/06/92
17	CAMPBELL Andrew	IF	L/R	JR	18/02/92
20	KILBY Jason	P	R/R	JR	16/01/92
23	PARISH Luke	C	R/R	JR	20/10/92
26	BAKKER Lucas	P	R/R	JR	19/07/92
28	MURPHY James	P	R/R	JR	04/05/92
29	MATAVESI Josh	IF	R/R	JR	01/04/92
31	McDONALD TRAVIS	P	L/L	JR	31/03/92
33	WHITE Jake	OF	R/R	JR	16/03/92
35	WARNER Josh	P	R/R	JR	10/10/92
37	MOSEL Greg	P	R/R	JR	01/04/92
2	HARRIS Tony	MANAGER			
18	WILLIAMS Glenn	COACH			
27	LLDYD Graeme	COACH			
34	SMITH Shaun	COACH			



2010 IBAF World Junior
Baseball Championship
July 23-August 1

2010 IBAF Championnat du
monde de baseball junior
23 juillet au 1 août



THUNDER BAY • ONTARIO • CANADA

Roster



Canada

CAN

##	Name	Pos	B/T	Cl	Date of Birth
--	----	---	---	--	-----
1	RALPH Jimmy	IF	R/R	JR	16/10/92
5	CALBICK Alexander	IF	L/R	JR	26/05/92
9	BARDIS Brian	P	L/L	JR	08/02/92
10	PIERCE Joel	P/L	L/R	JR	21/12/92
11	SMITH Brian	P	L/L	JR	12/12/92
14	PAQUET Jonathan	P/L	L/R	JR	05/06/92
15	DIEDRICK Philip	OF	L/R	JR	17/09/92
16	HARRIS Jalen	OF	R/R	JR	07/07/92
17	POMPEY Dalton	OF	B/R	JR	11/12/92
20	DYGESTILE T. Jesen	P/L	R/R	JR	18/03/93
21	DEGLAN Kellin	C	L/R	JR	03/05/92
25	DAILEY Brandon	IF	R/R	JR	10/02/92
27	PIVETTA Nicholas	P/L	R/R	JR	14/02/93
28	WICK Rowan	C	L/R	JR	09/11/92
29	ROBSON Thomas	P/L	R/R	JR	27/06/93
30	GRILLS Evan	P/L	L/L	JR	13/06/92
32	BOSTON Jodan	IF	R/R	JR	25/07/92
32	ELLIS Michael	P/L	L/R	JR	25/06/92
33	ATKINSON Justin	IF	R/R	JR	24/07/93
35	FORCIER Emmanuel	OF	L/R	JR	21/01/92
2	HAMILTON Gregory	MANAGER			
32	TOMLINSON Phiip	COACH			
36	QUANTRILL Paul	COACH			
40	THOMPSON Dan	COACH			



2010 IBAF World Junior
Baseball Championship
July 23-August 1

2010 IBAF Championnat du
monde de baseball junior
23 juillet au 1 août



THUNDER BAY • ONTARIO • CANADA

Roster



Chinese Taipei

TPE

##	Name	Pos	B/T	Cl	Date of Birth
--	----	---	---	--	-----
1	HUANG Jia Wei	P	R/R	JR	09/04/92
2	KUO Chun Wei	C	R/R	JR	18/07/92
3	PAN Yao-Chieh	IF	R/R	JR	21/04/93
4	LIN Ching Fu	IF/C	R/R	JR	22/11/92
5	LIN Chih Hsieh	IF	L/R	JR	23/06/92
6	LIAO Chun Kai	IF	R/R	JR	12/01/92
7	KO Chih Wei	OF	L/L	JR	26/09/92
8	OU Yao - Tsung	OF	R/R	JR	15/05/92
9	YANG Hong Sheng	IF	R/R	JR	19/09/93
10	CHEN Hung Yi	P	R/R	JR	25/09/92
11	PENG Shih Ying	P	L/L	JR	02/07/92
12	LIN Ting Yen	C	R/R	JR	27/11/92
13	WANG Wei Chung	P	L/L	JR	25/04/92
14	KUO Chun Lin	P	R/R	JR	02/02/92
15	LIN Chia-Ching	OF	L/R	JR	04/01/92
16	TSAI Chih Yu	OF	R/R	JR	21/02/92
17	LIN Tzu Wei	IF	L/R	JR	15/02/94
18	TSAI Cheng Han	P	R/R	JR	13/03/92
19	LO Kuo Hua	P	R/R	JR	28/10/92
20	CHEN Ping Hsueh	P	R/R	JR	08/07/94
30	HUANG WU Hsiung	MANAGER			
28	LEE Peng Pu	COACH			
29	TSAI Ching Feng	COACH			

Roster



Cuba

CUB

##	Name	Pos	B/T	Cl	Date of Birth
--	----	---	---	--	-----
2	IBANEZ V. Andy	IF	R/R	JR	03/04/93
3	CRESPO F. Dariel	C	R/R	JR	06/05/92
8	GARCIA G. Angel	IF	R/R	JR	13/08/92
10	SOLER C. Jorge	IF	R/R	JR	25/02/92
11	RIVALTA G. Yamil	IF	R/R	JR	03/06/92
12	GOURRIELL C. Lourdes	IF	R/R	JR	19/10/93
13	FUSTE l. Javier	C	R/R	JR	14/01/92
14	RIVAS G. Victor	IF	R/R	JR	30/04/92
20	HERNANDEZ S. Lazaro	IF	R/R	JR	18/02/93
23	AVILES D. Guillermo	IF	L/L	JR	20/01/93
34	CASTILLO O. Yosibel	P	R/R	JR	02/07/93
40	CASANOVA B. Yordanis	P	R/R	JR	11/04/92
52	NUNEZ A. Darien	P	L/L	JR	19/03/93
54	RAMIREZ E. Lazaro	IF	L/L	JR	05/09/92
56	BALAGUERT G. Yasiel	OF	R/R	JR	09/01/93
57	LUIS R. Omar	P	L/L	JR	13/10/92
59	VALENTIN G. Eddyalb	P	L/L	JR	14/01/92
62	QUESADA C. Rogelio	P/L	R/R	JR	15/06/93
88	JIMENEZ H. Geikis	OF	R/R	JR	25/06/92
91	BARO' F. Antonio	P	R/R	JR	03/02/92
6	JOHNSON Z. Armando	MANAGER	R/R		
33	SOSA T. Alexander	COACH	R/R		
37	SUAREZ S. Juan	COACH	R/R		
60	SALGADO S. Jesus	COACH	R/R		

Roster



Czech Republic

CZE

##	Name	Pos	B/T	Cl	Date of Birth
--	----	---	---	--	-----
2	SILA Petr	OF/IF	R/R	JR	03/01/92
8	ANTOS Ondrej	OF	R/R	JR	11/09/92
13	NEVERIL David	P/IF	R/R	JR	31/01/92
14	VYKOUKAL Michael	C	R/R	JR	22/05/94
20	HAMZA Ivan	P/IF	R/R	JR	06/06/93
30	MINARIK Marek	P/IF	R/R	JR	28/06/93
34	DVORAK Martin	C/IF	R/R	JR	28/02/92
35	VRBSKY Ladislav	P/IF	R/R	JR	01/03/92
37	KOCOUR Daniel	P/OF	R/R	JR	29/05/93
38	NAVRATIL Richard	P	R/R	JR	11/05/92
42	VONDRICKA Jan	P/OF	R/R	JR	04/06/93
45	SAZAVSKY Richard	P/IF	R/R	JR	05/05/94
48	VYKOUKAL Marko	P	R/R	JR	31/01/93
49	BRABEC Matej	P	R/R	JR	11/11/93
50	CERVENKA Martin	C	R/R	JR	03/08/92
52	SOBOTKA Michal	P	R/R	JR	13/08/92
54	SYKORA Tomas	IF	R/R	JR	10/06/92
12	JOSEFUS Zdenek	MANAGER	R/R		
5	OVESNY Tomas	COACH	R/R		
41	MALECECK Karl M.	COACH	R/R		
43	DOCKAL Vit	COACH	R/R		



2010 IBAF World Junior
Baseball Championship
July 23-August 1

2010 IBAF Championnat du
monde de baseball junior
23 juillet au 1 août



THUNDER BAY • ONTARIO • CANADA

Roster



France

FRA

##	Name	Pos	B/T	Cl	Date of Birth
--	----	---	---	--	-----
30	MOREL Christopher	P	L/L	JR	09/01/92
31	MORIN Benoit	P/L	R/R	JR	06/02/92
32	RODRIGUEZ Benjamin	IF	R/R	JR	26/08/94
33	COOPMAN Warren	P/L	R/R	JR	30/11/92
34	LAKMECHE Theo Miloud	C	R/R	JR	12/04/93
35	PAZ Andy	C	R/R	JR	05/01/93
41	COMBES Oscar	IF	L/R	JR	17/03/93
42	MAURETTE Alexandre	P/L	R/R	JR	21/01/93
43	MONBEIG Maximin	P/L	R/R	JR	17/12/93
44	NEUMANN Sebastian	P/L	L/L	JR	15/02/93
45	BLONDIN Thibault	IF	R/R	JR	06/07/93
46	HIGASHIYAMA Julien	P/L	R/R	JR	01/11/92
47	PITCHER Andy	OF	R/R	JR	03/04/92
48	DIDIER Luc	OF	R/R	JR	07/05/92
49	TOUHARI Amin	P/L	R/R	JR	03/02/92
50	VICENTE Simon	IF	L/R	JR	31/05/92
51	FACCENDI Dennis	P	L/L	JR	26/07/93
52	PATUREL Arthur	OF	L/L	JR	20/07/92
53	SCHLEGEL Keenan	P/L	R/R	JR	18/04/94
54	DEFONTAINE Alexandre	C	R/R	JR	29/06/92
36	LEROUX Gerardo	COACH	R/R		
37	GODARD Ludovic	COACH	R/R		
38	PEREZ Keino	COACH	R/R		
39	ROTHERMUNDT Boris	COACH	R/R		
40	JIMINIAN Carlos	COACH	R/R		



2010 IBAF World Junior
Baseball Championship
July 23-August 1

2010 IBAF Championnat du
monde de baseball junior
23 juillet au 1 août



THUNDER BAY • ONTARIO • CANADA

Roster

	Italy	ITA
---	--------------	------------

##	Name	Pos	B/T	Cl	Date of Birth
--	----	---	---	--	-----
1	CARADONNA Mirco	IF	R/R	JR	04/05/92
2	MORELLINI Yuri	P	R/R	JR	14/03/93
3	CREPALDI Filippo	P	R/R	JR	19/02/92
4	GALLI Matteo	C - OF	R/R	JR	30/06/92
6	RASOIRA Matteo	IF	R/R	JR	28/01/93
7	RIVERA Yomel	P	L/L	JR	02/04/92
8	MESCHINI Michele	P	L/L	JR	22/06/92
9	EBAU Gabriele	C	R/R	JR	03/03/92
10	GHEÑO Marco	P	R/R	JR	02/10/93
13	ANDREOZZI Milvio	IF	R/R	JR	01/04/93
15	MERCURI Mattia	IF	R/R	JR	20/08/94
16	SELLAROLI Giuseppe	OF	R/R	JR	17/02/92
19	PANCIROLI RICCO' Luc	P	R/R	JR	28/02/92
21	VARIN Alberto	C	R/R	JR	09/09/92
23	TIBERI Alessandro	P	R/R	JR	14/03/92
26	GRIMAUDO Alessandro	C - OF	R/R	JR	06/09/93
27	AINGER Luca	IF	R/R	JR	11/05/93
29	ZAMBELLONI Andrea	P	L/L	JR	14/11/92
30	BENETTI Davide	IF	R/R	JR	20/05/94
31	MINEO Alberto	C - OF	R/R	JR	23/07/93
18	POMA Gianguido	MANAGER	R/R		
12	COSTA Giovanni	COACH	R/R		
14	SCERRATO Claudio	COACH	R/R		
35	MASCITELLI Mario	COACH	R/R		



Roster



Netherlands

NED

##	Name	Pos	B/T	Cl	Date of Birth
--	----	---	---	--	-----
2	URBANUS Nick		L/R	JR	29/03/92
3	MEER van der Stijn		L/R	JR	01/05/93
4	DIRKSEN Kevin		R/R	JR	13/08/92
5	CORNELISSE Bayron		B/R	JR	11/04/93
7	KORTSTAM Raoell		R/R	JR	20/01/92
8	NIJHOF Brennan		R/R	JR	30/03/93
9	SELTENRIJCH Roy		R/R	JR	14/10/92
14	BOMBENG Reginald		R/R	JR	03/06/92
15	GERARD Rashid		R/R	JR	12/04/92
16	ARRIBAS Daniel		R/R	JR	30/09/92
17	RONNENBERGH Scott		L/L	JR	11/11/92
18	HUIJER Lars		R/R	JR	22/09/93
19	HARTEVELD Niels		R/R	JR	18/04/92
20	MEURIS Oscar		R/R	JR	11/01/93
23	ANGELA Jerremyh		L/L	JR	07/07/94
24	GEESTMAN Kevin		R/R	JR	18/05/93
25	ILLIS Jordan		R/R	JR	30/07/92
26	DAAL Rodney		R/R	JR	23/03/94
28	VISSER Skip		R/R	JR	18/08/92
30	KOOIJ van der Hugo		R/R	JR	08/05/92
11	FARLEY Brian	MANAGER	R/R		
6	DALEN van Peter	COACH	R/R		
12	MINER Tim	COACH	R/R		
27	GEESTMAN Tom	P.COACH	R/R		



2010 IBAF World Junior
Baseball Championship
July 23-August 1

2010 IBAF Championnat du
monde de baseball junior
23 juillet au 1 août



THUNDER BAY • ONTARIO • CANADA

Roster

	Panama	PAN
---	---------------	------------

##	Name	Pos	B/T	Cl	Date of Birth
--	----	---	---	--	-----
1	DIEZ Carlos	P	R/R	JR	07/09/92
2	CEDENO Joshua	P	L/L	JR	27/11/92
3	RODRIGUEZ Alexander	P	R/R	JR	09/06/92
4	RIVERA Osman	P	L/L	JR	21/05/92
5	LOZADA Benjamin	P	R/R	JR	07/05/92
6	ARAUZ Amilcar	P	R/R	JR	17/04/93
7	QUIROZ Brayn	P	R/R	JR	02/11/92
8	SANTAMARIA Rigoberto	P	R/R	JR	27/04/94
9	CEDENO Jonathan	P	R/R	JR	02/03/92
10	MADRIGALES Juan	C	R/R	JR	06/06/92
11	APU Charly	C	R/R	JR	29/10/92
12	MIRANDA Pedro	IF	R/R	JR	06/06/92
13	CHIN Gerald	IF	R/R	JR	29/05/93
14	TORRES Leovany	IF	R/R	JR	16/04/92
15	MORALES Tomas	IF	R/R	JR	10/09/92
17	SANJUR Mario	IF	R/R	JR	23/12/95
18	SEMPRIS Luis	OF	R/R	JR	08/06/92
19	CONCEPCION Keny	OF	R/R	JR	08/11/93
20	AMAYA Antony	OF	R/R	JR	01/05/94
21	COX Eric	OF	R/R	JR	19/01/93
40	HERNANDEZ Claudino	MANAGER			
22	AIZPRUA Roberto	COACH			
23	ADAMES Mario	COACH			
14	OROZCO Rodrigo	COACH			



2010 IBAF World Junior
Baseball Championship
July 23-August 1

2010 IBAF Championnat du
monde de baseball junior
23 juillet au 1 août



THUNDER BAY • ONTARIO • CANADA

Roster

	South Korea	KOR
---	--------------------	------------

##	Name	Pos	B/T	Cl	Date of Birth
--	----	---	---	--	-----
1	YOO Chang Sik	P	L/L	JR	15/05/92
2	MUN U Ram	OF	R/L	JR	08/03/92
3	H Ju Suk	IF	R/L	JR	25/02/94
5	BAEK Se Ung	IF	R/L	JR	17/10/92
6	KANG Byug Eui	IF	R/R	JR	02/01/92
7	KANG Kyung Hak	IF	R/L	JR	11/08/92
8	JEONG Jin Gi	OF	R/L	JR	10/10/92
9	SHIN Cheol Un	OF	R/L	JR	31/01/92
10	KANG Jin Sung	IF	R/R	JR	19/10/93
11	IM Chan Kyu	P	R/R	JR	20/11/92
12	YOO Kang Nam	C	R/R	JR	15/07/92
16	HOR Il	IF	R/L	JR	20/11/92
18	SIM Chang Min	P	R/R	JR	01/02/93
19	LEE Tae Yang	P	R/R	JR	28/01/93
20	KIM Ho Ryung	OF	R/R	JR	30/04/92
21	CHOI Hyun Jin	P	R/R	JR	24/09/92
22	YOU Won Seon	C	R/R	JR	02/12/92
24	KIM Min Wook	C	R/R	JR	09/01/93
27	YOON Young Sam	P	R/R	JR	20/11/92
29	LEE Hyun Ho	P	L/L	JR	14/07/92
71	KANG Kil Yong	CAOCH	R/R		
72	JEON Hyug Do	COACH	R/R		
75	CHOI Jae Ho	MANAGER	R/R		



2010 IBAF World Junior
Baseball Championship
July 23-August 1

2010 IBAF Championnat du
monde de baseball junior
23 juillet au 1 août



THUNDER BAY • ONTARIO • CANADA

Roster



United States of America

USA

##	Name	Pos	B/T	Cl	Date of Birth
--	----	---	---	--	-----
1	WOLTERS Tony	IF	L/R	JR	09/06/92
2	LINDOR Francisco	IF	L/R	JR	14/11/93
3	ALMORA Reinaldo A.	OF	R/R	JR	16/04/94
4	SWIHART Blake	C/OF	L/R	JR	03/04/92
5	PFEIFER Philip	P	L/L	JR	15/07/92
6	LOPES Christian	IF	R/R	JR	01/10/92
7	LORENZEN Michael	OF	R/R	JR	04/01/92
8	McCULLERS Lance	P	L/R	JR	02/10/93
9	LITTLEWOOD Marcus	IF	L/R	JR	18/03/92
10	SOTO Elvin	C	L/R	JR	12/02/92
11	RAGIRA Brian	OF	R/R	JR	22/01/92
13	CAMARENA Daniel R	P/OF	L/L	JR	09/11/92
14	MAPLES Dillon	P	R/R	JR	09/05/92
16	VANEGAS A.J.	P	R/R	JR	16/08/92
17	HOCHSTATTER John	P	R/L	JR	01/04/93
21	STARLING Derek	OF/P	R/R	JR	03/08/92
23	DELMONICO Nicky	IF	L/R	JR	12/07/92
25	OWENS Henry	P	L/L	JR	21/07/92
26	SIMMS John	P	R/R	JR	17/01/92
27	LAFRVERS Garye	MANAGER	R/R		
15	CHAFFIN Michael	COACH	R/R		
19	CRAVEN Olen	COACH	R/R		
56	McRAE Brian	COACH	R/R		



2010 IBAF World Junior
Baseball Championship
July 23-August 1

2010 IBAF Championnat du
monde de baseball junior
23 juillet au 1 août



THUNDER BAY • ONTARIO • CANADA

Roster



Venezuela

VEN

##	Name	Pos	B/T	Cl	Date of Birth
--	----	---	---	--	-----
1	OTAMENDI Andy J	P	L/L	JR	15/05/92
2	MEJIAS Angel		R/R	JR	30/10/93
3	JIMENEZ Miguel		R/R	JR	17/10/93
5	ASCANIO Daniel	OF	R/R	JR	03/02/92
6	BLANCHARD Marco	P	L/L	JR	25/01/92
7	BASTIDAS Daglis	P	R/R	JR	26/10/92
8	PACHECO Raimin	OF	R/R	JR	17/06/92
11	SEQUERA Saijo	C	R/R	JR	12/02/92
12	FLORES Jackson	IF	R/R	JR	28/10/93
13	CASTILLO Fernando Jo	OF	L/R	JR	29/10/92
14	GARCIA Rafael	IF	R/R	JR	30/03/92
19	FUENMAYOR Ycnan	IF	R/R	JR	15/04/92
20	MENDEZ Miguel		R/R	JR	16/04/93
21	BRACHO Silvino	P	R/R	JR	17/07/92
22	AROCHA Eduardo	OF	R/R	JR	21/07/92
23	RAMIREZ Darwin	P	R/R	JR	13/02/92
27	ROJAS Keivy		R/R	JR	28/02/93
28	PALMA Manuel	P	R/R	JR	25/08/92
29	VALENZUELA Manuel	P	R/R	JR	29/02/92
30	DUARTE Jose		R/R	JR	23/04/93
0	COLMENARES Cesar	MANAGER			
0	APONTE Juan	COACH			
0	BARBOZA Omar	COACH			
0	TORRES Carlos	COACH			



2010 IBAF World Junior
Baseball Championship
July 23-August 1

2010 IBAF Championnat du
monde de baseball junior
23 juillet au 1 août



THUNDER BAY • ONTARIO • CANADA

Teams

Pool A		Pool B	
Australia	Italy	Canada	Netherlands
Chinese Taipei	U.S.A.	Cuba	Panama
France	Venezuela	Czech Republic	South Korea

Schedule

Game	At time	Ballpark	Pool	Visiting team	Home Team	Final Score	Inn.
Friday 23rd July							
1	10:00	Pas	B	Panama	Cuba	0 - 10	7
2	14:00	Pas	A	Australia	Venezuela	9 - 0	For
3	19:30	Pas	B	Canada	Netherlands	9 - 2	
Saturday 24th July							
4	9:00	Central	A	France	Chinese Taipei	1 - 11	7
5	16:00	Central 2	A	Venezuela	Italy	5 - 6	11
6	12:30	Central	B	Netherlands	South Korea	0 - 10	8
7	14:00	Pas	A	U.S.A.	Australia	4 - 2	
8	16:30	Central	B	Czech Republic	Panama	5 - 7	
9	19:00	Pas	B	Cuba	Canada	3 - 0	
Sunday 25th July							
10	9:00	Central	B	Netherlands	Panama	5 - 2	
11	9:30	Pas	A	France	Venezuela	2 - 8	
12	12:30	Central	B	Cuba	Czech Republic	16 - 1	7
13	14:00	Pas	B	Canada	South Korea	5 - 4	
14	16:30	Central	A	Australia	Chinese Taipei	11-13	
15	19:00	Pas	A	Italy	U.S.A.	0 - 10	7
Monday 26th July							
16	11:00	Pas	B	Czech Republic	South Korea	0 - 4	
17	15:00	Pas	A	Italy	France	14 - 8	
18	19:00	Pas	A	Chinese Taipei	U.S.A.	0 - 10	7
Tuesday 27th July							
19	9:00	Central	B	Netherlands	Czech Republic	13 - 4	
20	9:30	Pas	A	France	Australia	1 - 16	6
21	12:30	Central	A	Chinese Taipei	Italy	13 - 4	
22	14:00	Pas	B	South Korea	Cuba	5 - 3	
23	16:30	Central	A	Venezuela	U.S.A.	7 - 14	
24	19:00	Pas	B	Panama	Canada	2 - 9	



2010 IBAF World Junior
Baseball Championship
July 23-August 1

2010 IBAF Championnat du
monde de baseball junior
23 juillet au 1 août



THUNDER BAY • ONTARIO • CANADA

Wednesday 28th July

25	9:00	Central	A	Italy		Australia		4 - 14	7
26	9:30	Pas	A	U.S.A.		France		16 - 0	5
27	12:30	Central	B	Cuba		Netherlands		8 - 9	10
28	14:00	Pas	B	South Korea		Panama		12 - 2	7
29	16:30	Central	A	Venezuela		Chinese Taipei		0 - 9	
30	19:00	Pas	B	Czech Republic		Canada		7 - 8	

Standing Pool A

Pos	Team	GP	WO	LO	AVG	GB
1	U.S.A.	5	5	0	1000	0
2	Chinese Taipei	5	4	1	800	1
3	Australia	5	3	2	600	2
4	Italy	5	2	3	400	3
5	Venezuela	5	1	4	200	4
6	France	5	0	5	0	5

Standing Pool B

Pos	Team	GP	WO	LO	AVG	GB
1	Canada	5	4	1	800	0
2	South Korea	5	4	1	800	0
3	Netherlands	5	3	2	600	1
4	Cuba	5	3	2	600	1
5	Panama	5	1	4	200	3
3	Czech Republic	5	0	5	0	4



2010 IBAF World Junior
Baseball Championship
July 23-August 1

2010 IBAF Championnat du
monde de baseball junior
23 juillet au 1 août



THUNDER BAY • ONTARIO • CANADA

Schedule

Game	At time	Ballpark	Pool	Visiting team	Home team	Final Score	Inn.
Friday 30th July							
31	9:00	Central	-	France	Panama	3 - 5	
32	9:30	Pas	-	Czech Republic	Venezuela	6 - 9	
33	12:30	Central	-	Netherlands	Chinese Taipei	2 - 4	
34	14:00	Pas	-	Cuba	U.S.A.	3 - 2	
35	16:30	Central	-	Australia	South Korea	5 - 4	
36	19:00	Pas	-	Italy	Canada	1 - 11	7
Saturday 31st July							
37	9:00	Central	-	France	Czech Republic	8 - 5	
38	9:30	Pas	-	Venezuela	Panama	7 - 5	
39	12:30	Central	-	Netherlands	Italy	8 - 5	
40	19:00	Pas	-	Chinese Taipei	Canada	3 - 1	
41	16:30	Central	-	U.S.A.	South Korea	4 - 2	
42	14:00	Pas	-	Australia	Cuba	2 - 1	
Sunday 1st August							
43	9:00	Central 2	-	Italy	South Korea	1 - 3	
44	9:30	Central	-	Netherlands	U.S.A.	2 - 18	6
45	12:00	Pas	Bro	Cuba	Canada	8 - 2	
46	16:30	Pas	Gold Silver	Australia	Chinese Taipei	4 - 8	

Abbreviations

HITTING		FIELDING	
2B	Doubles	A	Assists
3B	Triples	C	Chances
AB	At bats	CI	Catcher's interference
AVG	Batting average	CSB	Caught stealing by (pitcher and catcher)
BB	Base on balls	DPs	Double plays participated in
GPD	Grounded into double plays	E	Errors
GP / GS	Games played / Games started	FLD%	Fielding percentage
H	Base hits	PB	Passed balls (catcher)
HBP	Hit by pitch	PO	Putouts
HR	Home runs	SBA	Stolen bases allowed (pitcher and catcher)
IBB	Intentional base on balls	SBA%	Stolen bases against percentage (pitcher and catcher)
OB%	On base percentage		
R	Runs scored		
RBI	Runs batted in		
SB / ATT	Stolen bases / Stolen bases attempts		
SF	Sacrifice flies		
SH	Sacrifice hits		
SLG%	Slugging percentage		
SO	Strikeouts		
TB	Total bases		
PITCHING		ANALYSIS STATISTICS	
2B	Doubles allowed	vs Left	Avg against left-handed pitchers
3B	Triples allowed	vs Right	Avg against right-handed pitchers
AB	At bats	rch by leadoff	Avg when leading off an inning
APP / GS	Appearances / Game starts	with 2 outs	Avg when batting with 2 outs
B/Avg	Opponent batting average	w/runners on	Avg when batting with runners on base
BB	Base on balls allowed	w/bases empty	Avg when batting with bases empty
BF	Batters faced	RBI ops	Avg when batting with runners on 2nd or 3rd base
IBB	Intentional base on balls allowed	Gnd out	Number of ground outs (includes SACs, but not errors)
BK	Balk	Fly out	Number of fly outs (includes SFs, but not errors)
CG	Complete games	Fly / Gnd	Fly outs to ground outs ratio
ER	Earned runs allowed	pinch hitting	Avg as pinch hitter
ERA	Earned run average	with runners in scoring pos	Avg when batting with runners in scoring positions
FO	Fly outs	w/rnr on 3rd and LT 2 outs	Avg when batting with runner on third base and less than 2 outs
GO	Ground outs	with 2 outs	Avg when batting with 2 outs
H	Hits allowed	2 out rbi	Runs batted in with 2 outs
HBP	Hit by pitch	success advancing rnr	Success advancing runners
HR	Home runs allowed	#rnrs adv w/out	Number of times batter made an out and advanced at least 1 runner
IP	Innings played	rnr	Number of runners left on base by last batter of inning
R	Runs allowed	rch err	Reach first base on error
SFA	Sacrifice flies allowed	rch fc	Reach first base on fielder's choice
SHA	Sacrifice hits allowed	kl	Strikeouts look
SHO/CHO	Shutouts / Combination shutouts		
SO	Strikeouts		
SV	Saves		
W/L	Wins/Losses		
WP	Wild pitches		



2010 IBAF World Junior
Baseball Championship
July 23-August 1

2010 IBAF Championnat du
monde de baseball junior
23 juillet au 1 août



THUNDER BAY • ONTARIO • CANADA

Game Summary – Resumen del Partido 1

	Panama vs. Cuba	
--	------------------------	--

Jul 23, 2010 at Thunder Bay (Port Arthur Stadium)

PANAMA 0 (0-1)																				
Player	AB	R	H	BI	2B	3B	HR	BB	SB	CS	HP	SH	SF	SO	IBB	KL	GDP	PO	A	E
TORRES ss	3	0	0	0	0	0	0	0	0	0	0	0	0	2	0	0	0	1	3	1
CHIN 2b	3	0	0	0	0	0	0	0	0	0	0	0	0	0	0	0	0	1	2	1
MORALES 2b	0	0	0	0	0	0	0	0	0	0	0	0	0	0	0	0	0	0	0	0
SANJUR 3b	3	0	0	0	0	0	0	0	0	0	0	0	0	0	0	0	0	0	3	0
MADRIGALES c	3	0	0	0	0	0	0	0	0	0	0	0	0	1	0	1	0	6	0	0
SEMPRIS rf/lb	3	0	1	0	0	0	0	0	0	0	0	0	0	0	0	0	0	4	0	1
AMAYA cf	1	0	0	0	0	0	0	1	0	0	1	0	0	1	0	0	0	2	0	1
APU dh	2	0	0	0	0	0	0	1	0	0	0	0	0	0	0	0	0	0	0	0
CONCEPCION lf	3	0	1	0	0	0	0	0	0	0	0	0	0	0	0	0	0	1	0	0
MIRANDA lb	2	0	0	0	0	0	0	0	0	0	0	0	0	2	0	0	0	4	0	0
COX rf	0	0	0	0	0	0	0	0	0	0	0	0	0	0	0	0	0	1	0	0
RIVERA p	0	0	0	0	0	0	0	0	0	0	0	0	0	0	0	0	0	0	0	0
LOZADA p	0	0	0	0	0	0	0	0	0	0	0	0	0	0	0	0	0	0	0	0
CEDENO Jon p	0	0	0	0	0	0	0	0	0	0	0	0	0	0	0	0	0	0	0	0
Totals.....	23	0	2	0	0	0	0	2	0	0	1	0	0	6	0	1	0	20	8	4

CUBA 10 (1-0)																				
Player	AB	R	H	BI	2B	3B	HR	BB	SB	CS	HP	SH	SF	SO	IBB	KL	GDP	PO	A	E
BALAGUERT cf	2	0	0	1	0	0	0	1	0	0	0	0	1	2	0	0	0	0	0	0
RAMIREZ cf	0	1	0	0	0	0	0	1	0	0	0	0	0	0	0	0	0	1	0	0
RIVALTA 2b	4	0	0	0	0	0	0	0	0	0	0	0	0	1	0	1	0	0	2	0
GOURRIELL 2b	1	0	0	0	0	0	0	0	0	0	0	0	0	0	0	0	0	0	0	0
IBANEZ ss	2	2	1	0	0	0	0	3	0	0	0	0	0	0	0	0	0	1	2	0
SOLER rf	3	1	0	0	0	0	0	2	0	0	0	0	0	0	0	0	1	1	0	0
RIVAS dh	4	1	1	2	0	0	0	1	0	0	0	0	0	2	0	0	0	0	0	0
AVILES lb	4	2	3	1	1	0	1	0	0	0	0	0	0	0	0	0	0	12	0	0
JIMENEZ lf	3	2	2	2	0	0	0	1	0	0	0	0	0	0	0	0	0	0	0	0
CRESPO c	3	1	1	0	0	0	0	0	0	0	1	0	0	0	0	0	1	6	1	0
HERNANDEZ S 3b	3	0	2	1	0	0	0	0	0	0	1	0	0	0	0	0	0	0	4	0
VALENTIN p	0	0	0	0	0	0	0	0	0	0	0	0	0	0	0	0	0	0	3	0
Totals.....	29	10	10	7	1	0	1	9	0	0	2	0	1	5	0	1	2	21	12	0

PANAMA		IP	H	R	ER	BB	SO	WP	HB	BK	IBB	SH	SF	CI	2B	3B	HR	AB	BF	FO	GO	NP
RIVERA L,0-1		3.2	6	6	4	4	3	0	0	0	0	0	1	0	1	0	1	16	21	4	3	88
LOZADA		3.0	3	3	3	4	2	3	2	0	0	0	0	0	0	0	0	12	18	3	3	67
CEDENO Jon		0.0	1	1	0	1	0	0	0	0	0	0	0	0	0	0	0	1	2	0	0	11

CUBA		IP	H	R	ER	BB	SO	WP	HB	BK	IBB	SH	SF	CI	2B	3B	HR	AB	BF	FO	GO	NP
VALENTIN W,1-0		7.0	2	0	0	2	6	0	1	0	0	0	0	0	0	0	0	23	26	2	13	95

Umpires - HP: Chi H C (TPE) 1B: Screti M (ITA) 2B: Downs A (CAN) 3B: Wilhelm C (CAN)

Scorers: Del Pino C (CUB), Buitenhuis J (CAN), Galbraith L (CAN)

TC: Hoffman R (GER), Caliendo P (USA)

Start: 10:30 Time: 2:30 Attendance: 500 Weather: Partly cloudy and rainy

Game notes: CEDENO Jon faced 2 batters in the 7th.

Game: 01



2010 IBAF World Junior
Baseball Championship
July 23-August 1

2010 IBAF Championnat du
monde de baseball junior
23 juillet au 1 août



THUNDER BAY • ONTARIO • CANADA

Game Summary – Resumen del Partido 2



Australia vs. Venezuela



Jul 23, 2010 at Thunder Bay (Port Arthur Stadium)

AUSTRALIA 0 (1-0)

Player	AB	R	H	BI	2B	3B	HR	BB	SB	CS	HP	SH	SF	SO	IBB	KL	GDP	PO	A	E
Totals.....	0	0	0	0	0	0	0	0	0	0	0	0	0	0	0	0	0	0	0	0

VENEZUELA 0 (0-1)

Player	AB	R	H	BI	2B	3B	HR	BB	SB	CS	HP	SH	SF	SO	IBB	KL	GDP	PO	A	E
Totals.....	0	0	0	0	0	0	0	0	0	0	0	0	0	0	0	0	0	0	0	0

Umpires - HP: Chi (HKG) 1B: Screti (ITA) 2B: Downs (CAN) 3B: Wilhem (CAN)
Start: 14:00 Time: FORF-H Attendance:

Weather: Sunny
Game: 02

FORFEITED GAME



2010 IBAF World Junior
Baseball Championship
July 23-August 1

2010 IBAF Championnat du
monde de baseball junior
23 juillet au 1 août



THUNDER BAY • ONTARIO • CANADA

Game Summary – Resumen del Partido 3



Canada vs. Netherlands



Jul 23, 2010 at Thunder Bay (Port Arthur Stadium)

CANADA 9 (1-0)

Player	AB	R	H	BI	2B	3B	HR	BB	SB	CS	HP	SH	SF	SO	IBB	KL	GDP	PO	A	E
FORCIER lf	1	2	1	0	0	0	0	2	0	0	0	0	0	0	0	0	0	2	0	0
CALBICK ph/lf	3	0	2	0	0	0	0	0	0	0	0	0	0	0	0	0	0	0	0	0
DALLEY 3b	5	2	1	3	0	0	1	0	1	0	0	0	0	3	0	0	0	0	3	0
POMPEY cf	3	1	3	2	1	0	1	2	0	0	0	0	0	0	1	0	0	1	0	1
DEGLAN c	3	1	0	0	0	0	0	2	0	0	0	0	0	1	0	0	0	8	0	0
ATKINSON ss	5	1	1	0	0	0	0	0	0	0	0	0	0	1	0	0	0	3	3	0
DIEDRICK dh	4	0	1	1	0	0	0	0	0	0	0	0	0	1	0	1	0	0	0	0
BOSTON ph	1	0	0	0	0	0	0	0	0	0	0	0	0	0	0	0	0	0	0	0
HARRIS lb	5	0	2	1	1	0	0	0	0	0	0	0	0	1	0	0	0	11	1	0
WICK rf	3	0	1	0	0	0	0	1	0	0	1	0	0	2	0	0	0	0	0	0
RALPH 2b	5	2	1	0	0	0	0	0	0	0	0	0	0	1	0	0	0	1	4	0
DYGESTILE p	0	0	0	0	0	0	0	0	0	0	0	0	0	0	0	0	0	1	1	0
PIERCE p	0	0	0	0	0	0	0	0	0	0	0	0	0	0	0	0	0	0	0	0
BARDIS p	0	0	0	0	0	0	0	0	0	0	0	0	0	0	0	0	0	0	0	0
PIVETTA p	0	0	0	0	0	0	0	0	0	0	0	0	0	0	0	0	0	0	1	0
Totals.....	38	9	13	7	2	0	2	7	1	0	1	0	0	10	1	1	0	27	13	1

NETHERLANDS 2 (0-1)

Player	AB	R	H	BI	2B	3B	HR	BB	SB	CS	HP	SH	SF	SO	IBB	KL	GDP	PO	A	E
SELTENRIJCH 2b	4	1	0	0	0	0	0	0	0	0	1	0	0	0	0	0	0	1	3	0
URBANUS ss	4	0	2	1	1	0	0	0	0	0	0	0	0	1	0	0	0	3	4	0
DAAL 3b	3	0	0	0	0	0	0	1	0	0	0	0	0	2	0	1	0	1	3	0
GERARD c	3	1	1	1	0	0	1	0	0	0	0	0	0	1	0	0	0	8	1	0
VISSER c	1	0	0	0	0	0	0	0	0	0	0	0	0	0	0	0	0	2	0	0
DIRKSEN lf	3	0	0	0	0	0	0	1	0	0	0	0	0	1	0	0	1	1	1	0
ILLIS dh	3	0	0	0	0	0	0	1	0	0	0	0	0	1	0	0	0	0	0	0
MEER rf	3	0	0	0	0	0	0	0	0	0	0	0	0	0	0	0	0	2	0	0
NIJHOF rf	1	0	0	0	0	0	0	0	0	0	0	0	0	0	0	0	0	0	0	0
CORNELISE lb	2	0	1	0	0	0	0	1	0	0	1	0	0	1	0	1	0	6	2	1
ARRIBAS cf	3	0	1	0	1	0	0	1	0	0	0	0	0	1	0	0	0	0	2	0
RONNENBERGH p	0	0	0	0	0	0	0	0	0	0	0	0	0	0	0	0	0	0	0	0
BOMBENG p	0	0	0	0	0	0	0	0	0	0	0	0	0	0	0	0	0	1	0	1
ANGELA p	0	0	0	0	0	0	0	0	0	0	0	0	0	0	0	0	0	1	0	0
MEURIS p	0	0	0	0	0	0	0	0	0	0	0	0	0	0	0	0	0	1	0	0
Totals.....	30	2	5	2	2	0	1	5	0	0	2	0	0	8	0	2	1	27	16	2

CANADA	IP	H	R	ER	BB	SO	WP	HB	BK	IBB	SH	SF	CI	2B	3B	HR	AB	BF	FO	GO	NP
DYGESTILE W,1-0	6.0	4	2	2	2	4	1	2	0	0	0	0	0	2	0	1	21	25	5	8	98
PIERCE	1.0	0	0	0	2	1	0	0	0	0	0	0	0	0	0	0	2	4	0	1	17
BARDIS	1.0	0	0	0	1	2	0	0	0	0	0	0	0	0	0	0	3	4	0	1	17
PIVETTA	1.0	1	0	0	0	1	0	0	0	0	0	0	0	0	0	0	4	4	0	2	13

NETHERLANDS	IP	H	R	ER	BB	SO	WP	HB	BK	IBB	SH	SF	CI	2B	3B	HR	AB	BF	FO	GO	NP
RONNENBERGH L,0-1	2.0	8	7	4	2	0	0	0	0	0	0	0	0	2	0	2	12	14	0	3	52
BOMBENG	3.1	2	2	0	4	8	2	0	1	1	0	0	0	0	0	0	12	16	0	2	60
ANGELA	2.2	2	0	0	0	2	1	1	0	0	0	0	0	0	0	0	10	11	3	3	45
MEURIS	1.0	1	0	0	1	0	0	0	0	0	0	0	0	0	0	0	4	5	2	1	16

Umpires - HP: Behn S. (USA) 1B: Guerra F. (PAN) 2B: Lautier F. (FRA) 3B: Perez J. (CUB)
 Scorers: Del Pino C. (CUB), Larson R. (CAN), Buitenhuis J. (CAN) TC: Guilizzoni G. (ITA), Medina P. (CUB)
 Start: 19:55 Time: 2:50 Attendance: 2000 Weather: Partly cloudy
 Game notes:
 Game: 03

Game Summary – Resumen del Partido 4

	France vs. Chinese Taipei	
--	----------------------------------	--

Jul 25, 2010 at Thunder Bay (Central)

FRANCE 1 (0-1)

Player	AB	R	H	BI	2B	3B	HR	BB	SB	CS	HP	SH	SF	SO	IBB	KL	GDP	PO	A	E
COMBES ss	2	0	0	0	0	0	0	1	0	0	1	0	0	1	0	0	0	0	1	0
PITCHER cf	3	0	0	0	0	0	0	1	0	0	0	0	0	0	0	0	0	6	0	0
PAZ c/lb	4	0	1	0	0	0	0	0	0	0	0	0	0	1	0	0	0	2	0	0
VICENTE lb/3b	2	1	1	0	0	0	0	0	0	0	1	0	0	1	0	0	0	6	1	0
COOPMAN 2b	2	0	0	0	0	0	0	0	0	0	0	0	0	1	0	0	0	0	4	1
RODRIGUEZ 2b	1	0	1	0	0	0	0	0	0	0	0	0	0	0	0	0	0	0	1	0
PATUREL lf/lb	3	0	0	0	0	0	0	0	0	0	0	0	0	2	0	0	0	2	1	1
LAKMECHE c	0	0	0	0	0	0	0	0	0	0	0	0	0	0	0	0	0	0	0	0
DEFONTAINE dh	3	0	2	1	0	0	0	0	0	0	0	0	0	0	0	0	0	0	0	0
BLONDIN 3b	1	0	0	0	0	0	0	1	0	0	0	0	0	1	0	1	0	0	1	1
NEUMANN lf	1	0	0	0	0	0	0	0	0	0	0	0	0	0	0	0	1	1	0	0
DIDIER rf	3	0	0	0	0	0	0	0	0	0	0	0	0	2	0	0	0	1	0	0
MAURETTE p	0	0	0	0	0	0	0	0	0	0	0	0	0	0	0	0	0	1	1	0
MORIN p	0	0	0	0	0	0	0	0	0	0	0	0	0	0	0	0	0	0	0	0
Totals.....	25	1	5	1	0	0	0	3	0	0	2	0	0	9	0	1	1	19	10	3

CHINESE TAIPEI 11 (1-0)

Player	AB	R	H	BI	2B	3B	HR	BB	SB	CS	HP	SH	SF	SO	IBB	KL	GDP	PO	A	E
LIN Tz 3b	4	2	1	0	1	0	0	0	0	0	0	0	0	0	0	0	0	0	2	0
KO lf	3	3	1	1	0	0	0	1	0	0	0	0	0	0	0	0	0	0	0	0
YANG 2b	3	1	2	3	1	0	0	0	0	0	0	0	1	0	0	0	0	0	4	0
LIN H lb	4	0	1	1	1	0	0	0	0	0	0	0	0	0	0	0	0	8	0	0
LIN C rf	3	0	0	1	0	0	0	0	0	0	0	0	1	0	0	0	0	0	0	0
LIAO ss	3	2	1	0	0	0	0	1	0	0	0	0	0	0	0	0	0	3	3	0
TSAI Y dh	3	0	2	0	1	0	0	1	1	0	0	0	0	0	0	0	0	0	0	0
KUO W pr	0	0	0	0	0	0	0	0	0	0	0	0	0	0	0	0	0	0	0	0
LIN Ti c	3	2	2	0	1	0	0	1	0	0	0	0	0	0	0	0	0	9	0	0
OU cf	3	1	2	3	0	0	0	0	0	0	0	0	1	0	0	0	0	1	0	0
CHEN P p	0	0	0	0	0	0	0	0	0	0	0	0	0	0	0	0	0	0	0	0
PENG p	0	0	0	0	0	0	0	0	0	0	0	0	0	0	0	0	0	0	1	0
Totals.....	29	11	12	9	5	0	0	4	1	0	0	0	3	0	0	0	0	21	10	0

FRANCE	IP	H	R	ER	BB	SO	WP	HB	BK	IBB	SH	SF	CI	2B	3B	HR	AB	BF	FO	GO	NP
MAURETTE L,0-1	4.0	7	9	4	2	0	1	0	0	0	0	2	0	4	0	0	19	23	7	5	70
MORIN	2.1	5	2	2	2	0	0	0	0	0	0	1	0	1	0	0	10	13	4	2	46
CHINESE TAIPEI	IP	H	R	ER	BB	SO	WP	HB	BK	IBB	SH	SF	CI	2B	3B	HR	AB	BF	FO	GO	NP
CHEN P	4.0	3	0	0	2	7	0	0	0	0	0	0	0	0	0	0	15	17	2	3	59
PENG W,1-0	3.0	2	1	1	1	2	0	2	0	0	0	0	0	0	0	0	10	13	0	6	44

Umpires - HP: Krupa J (CZE) 1B: Perez J (CUB) 2B: Brandsma J (NED) 3B: Killingsworth J (CAN)
 Scorers: Del Pino C (CUB), Gelmich D (CAN), Bonden K (CAN) TC: Caliendo P (USA), Baba J (CAN)
 Start: 9:00 Time: 2:12 Attendance: 300 Weather: Cloudy
 Game notes:
 Game: 04



2010 IBAF World Junior
Baseball Championship
July 23-August 1

2010 IBAF Championnat du
monde de baseball junior
23 juillet au 1 août



THUNDER BAY • ONTARIO • CANADA

Game Summary – Resumen del Partido 5



Venezuela vs. Italy



Jul 24, 2010 at Thunder Bay (Central 2)

VENEZUELA 5 (0-2)

Player	AB	R	H	BI	2B	3B	HR	BB	SB	CS	HP	SH	SF	SO	IBB	KL	GDP	PO	A	E
FLORES ss	4	1	1	0	0	1	0	0	0	0	0	0	0	2	0	0	0	2	3	0
GARCIA 2b	5	1	1	0	0	0	0	0	0	0	0	0	0	1	0	0	0	0	1	0
PACHECO lf	4	2	2	1	0	0	0	1	0	0	0	0	0	1	0	0	0	1	0	0
FUENMAYOR 3b	4	0	0	0	0	0	0	1	0	0	0	0	0	2	0	0	0	1	0	0
SEQUERA c	2	0	0	1	0	0	0	1	0	0	0	1	1	1	0	1	0	14	2	1
JIMENEZ 1b	5	0	0	0	0	0	0	0	0	0	0	0	0	4	0	0	1	8	1	0
PALMA p	2	0	0	0	0	0	0	0	0	0	0	0	0	0	0	0	0	2	1	0
RAMIREZ rf	2	0	1	0	1	0	0	1	0	0	0	0	0	0	1	0	0	0	0	0
MEJIAS rf/p	2	0	0	1	0	0	0	2	0	0	0	0	0	1	0	0	0	3	3	0
AROCHA cf	4	1	0	0	0	0	0	0	0	0	0	0	0	1	0	0	0	0	0	0
Totals.....	34	5	5	3	1	1	0	6	0	0	0	1	1	13	1	1	1	31	11	1

ITALY 6 (1-0)

Player	AB	R	H	BI	2B	3B	HR	BB	SB	CS	HP	SH	SF	SO	IBB	KL	GDP	PO	A	E
CARADONNA ss	3	1	1	0	0	0	0	2	1	0	0	0	0	1	0	1	0	2	3	0
EBAU lf	5	1	1	0	0	1	0	0	0	0	0	0	0	1	0	1	0	3	0	0
BENETTI 3b	4	0	1	2	0	0	0	1	0	0	0	0	0	3	0	1	0	0	4	0
GALLI dh	1	1	1	1	0	0	0	4	3	1	0	0	0	0	1	0	0	0	0	0
AINGER 1b	4	1	0	0	0	0	0	1	1	0	0	0	0	3	0	1	0	11	0	0
VARIN c	2	0	0	0	0	0	0	1	0	0	0	0	0	2	0	0	0	9	0	0
MINEO c	2	0	0	0	0	0	0	0	0	0	0	0	0	2	0	1	0	6	1	0
GRIMAUDDO rf	4	0	0	0	0	0	0	0	0	0	0	0	0	1	0	0	0	1	0	0
MERCURI 2b	4	1	0	0	0	0	0	0	0	0	0	0	0	3	0	1	0	1	2	0
SELLAROLI cf	4	1	1	0	0	0	0	0	0	0	0	0	0	0	0	0	0	0	1	0
CREPALDI p	0	0	0	0	0	0	0	0	0	0	0	0	0	0	0	0	0	0	3	0
MESCHINI p	0	0	0	0	0	0	0	0	0	0	0	0	0	0	0	0	0	0	1	0
TIBERI p	0	0	0	0	0	0	0	0	0	0	0	0	0	0	0	0	0	0	0	0
Totals.....	33	6	5	3	0	1	0	9	5	1	0	0	0	16	1	6	0	33	15	0

VENEZUELA	IP	H	R	ER	BB	SO	WP	HB	BK	IBB	SH	SF	CI	2B	3B	HR	AB	BF	FO	GO	NP
PALMA	5.2	2	2	2	4	7	0	0	1	0	0	0	0	0	1	0	17	21	4	4	95
MEJIAS L,0-1	4.2	3	4	1	5	9	0	0	0	1	0	0	0	0	0	0	16	21	1	3	78
ITALY	IP	H	R	ER	BB	SO	WP	HB	BK	IBB	SH	SF	CI	2B	3B	HR	AB	BF	FO	GO	NP
CREPALDI	6.2	4	2	1	3	9	0	0	0	0	0	1	0	1	1	0	22	26	3	7	90
MESCHINI	4.0	1	3	0	3	4	1	0	0	1	1	0	0	0	0	0	11	15	2	5	56
TIBERI W,1-0	0.1	0	0	0	0	0	0	0	0	0	0	0	0	0	0	0	1	1	1	0	5

Umpires - HP: PARK HY (KOR) 1B: GRIEVE T (CAN) 2B: BRANDSMA J (NED) 3B: CASS D (CAN)
 Scorers: Galbraith L. (CAN), Paini AM (ITA) TC: Caliendo P. (USA), Santiago G. (USA)
 Start: 16:15 Time: 3:10 Attendance: 100 Weather: Sunny
 Game notes:
 Game: 05

Game Summary – Resumen del Partido 6



Netherlands vs. South Korea



Jul 25, 2010 at Thunder Bay (Baseball Central)

NETHERLANDS 0 (0-2)

Player	AB	R	H	BI	2B	3B	HR	BB	SB	CS	HP	SH	SF	SO	IBB	KL	GDP	PO	A	E
SELTENRIJCH 2b	4	0	0	0	0	0	0	0	0	0	0	0	0	1	0	0	0	3	3	0
URBANUS ss	4	0	1	0	0	0	0	0	0	0	0	0	0	0	0	0	0	4	2	0
DAAL 3b	4	0	0	0	0	0	0	0	0	0	0	0	0	3	0	0	0	0	0	0
GERARD dh	3	0	2	0	0	0	0	0	0	0	0	0	0	0	0	0	0	0	0	0
DIRKSEN lf	2	0	0	0	0	0	0	0	0	0	0	0	0	2	0	0	0	1	0	0
KORTSTAM lf	1	0	0	0	0	0	0	0	0	0	0	0	0	0	0	0	0	0	0	0
ARRIBAS cf	3	0	2	0	1	0	0	0	0	0	0	0	0	0	0	0	0	3	0	0
ILLIS rf	2	0	0	0	0	0	0	0	0	0	0	0	0	1	0	1	0	0	0	0
NIJHOF rf	1	0	1	0	0	0	0	0	0	0	0	0	0	0	0	0	0	1	0	0
CORNELISE 1b	2	0	0	0	0	0	0	0	0	0	0	0	0	2	0	0	0	6	1	0
MEER 1b	1	0	0	0	0	0	0	0	0	0	0	0	0	0	0	0	0	3	0	0
VISSER c	3	0	0	0	0	0	0	0	0	0	0	0	0	2	0	1	0	1	1	0
KOOIJ p	0	0	0	0	0	0	0	0	0	0	0	0	0	0	0	0	0	0	3	0
GEESTMAN p	0	0	0	0	0	0	0	0	0	0	0	0	0	0	0	0	0	0	0	0
Totals.....	30	0	6	0	1	0	0	0	0	0	0	0	0	11	0	2	0	22	10	0

KOREA 10 (1-0)

Player	AB	R	H	BI	2B	3B	HR	BB	SB	CS	HP	SH	SF	SO	IBB	KL	GDP	PO	A	E
KANG Ky ss	4	1	2	0	0	1	0	1	0	0	0	0	0	0	0	0	0	2	2	1
JEONG cf	4	1	0	0	0	0	0	1	0	0	0	0	0	0	0	0	0	0	0	0
KANG J dh	2	3	1	0	1	0	0	3	0	0	0	0	0	0	0	0	0	0	0	0
HOR 3b	3	4	2	1	1	1	0	2	0	0	0	0	0	0	0	0	0	1	3	0
HA 1b	5	1	3	4	1	0	0	0	0	0	0	0	0	0	0	0	0	8	0	0
YOU c	0	0	0	0	0	0	0	1	0	0	1	0	0	0	0	0	0	5	0	0
KIM M c	2	0	1	1	0	0	0	0	0	0	0	1	0	0	0	0	0	6	1	0
BAEK 2b	2	0	0	0	0	0	0	0	0	0	0	1	0	1	0	0	0	0	2	0
KANG B 2b	1	0	0	0	0	0	0	0	0	0	0	0	0	0	0	0	0	0	0	0
MUN rf	3	0	1	2	0	0	0	0	0	0	0	0	1	0	0	0	0	1	0	0
SHIN lf	2	0	0	0	0	0	0	2	0	0	0	0	0	0	0	0	0	1	0	0
IM p	0	0	0	0	0	0	0	0	0	0	0	0	0	0	0	0	0	0	0	0
SIM p	0	0	0	0	0	0	0	0	0	0	0	0	0	0	0	0	0	0	1	0
YOO C p	0	0	0	0	0	0	0	0	0	0	0	0	0	0	0	0	0	0	1	0
Totals.....	28	10	10	8	3	2	0	10	0	0	1	2	1	1	0	0	0	24	10	1

NETHERLANDS

	IP	H	R	ER	BB	SO	WP	HB	BK	IBB	SH	SF	CI	2B	3B	HR	AB	BF	FO	GO	NP
KOOIJ L,0-1	5.0	4	7	7	9	1	0	1	1	0	2	1	0	1	1	0	15	28	6	7	103
GEESTMAN	2.1	6	3	3	1	0	0	0	0	0	0	0	0	2	1	0	13	14	4	3	50

KOREA

	IP	H	R	ER	BB	SO	WP	HB	BK	IBB	SH	SF	CI	2B	3B	HR	AB	BF	FO	GO	NP
IM W,1-0	5.0	3	0	0	0	8	2	0	0	0	0	0	0	0	0	0	19	19	2	5	84
SIM	2.0	3	0	0	0	2	1	0	0	0	0	0	0	1	0	0	8	8	1	2	32
YOO C	1.0	0	0	0	0	1	0	0	0	0	0	0	0	0	0	0	3	3	0	2	16

Umpires - HP: Screti M. (ITA) 1B: Behn S. (USA) 2B: Grieve T. (CAN) 3B: Downs A. (CAN)
 Scores: Del Pino C. (CUB), Dundas G. (CAN), Stradeski R. (CAN) TC: Guilizzoni G. (ITA), Yip F. (TPE)
 Start: 12:30 Time: 2:30 Attendance: 300 Weather: Partly Cloudy
 Game notes:
 Game: 06



2010 IBAF World Junior
Baseball Championship
July 23-August 1

2010 IBAF Championnat du
monde de baseball junior
23 juillet au 1 août



THUNDER BAY • ONTARIO • CANADA

Game Summary – Resumen del Partido 7



Usa vs. Australia



Jul 24, 2010 at Thunder Bay (Port Arthur Stadium)

U.S.A. 4 (1-0)

Player	AB	R	H	BI	2B	3B	HR	BB	SB	CS	HP	SH	SF	SO	IBB	KL	GDP	PO	A	E
WOLTERS 2b	5	1	1	0	0	0	0	0	0	0	0	0	0	0	0	0	0	1	0	0
LINDOR ss	4	0	0	0	0	0	0	1	0	0	0	0	0	0	0	0	0	1	2	0
LITTLEWOOD 3b	5	0	2	1	1	0	0	0	0	0	0	0	0	0	0	0	0	1	3	0
SWIHART 1b	4	0	0	0	0	0	0	0	0	0	1	0	0	1	0	0	0	5	0	0
STARLING cf	4	0	1	0	0	0	0	1	0	0	0	0	0	0	0	0	0	1	0	0
LOPES dh	3	1	1	0	0	0	0	2	0	0	0	0	0	0	0	0	0	0	0	0
RAGIRA lf	2	1	0	0	0	0	0	2	0	0	0	0	0	0	0	0	0	1	0	0
ALMORA lf	1	0	0	0	0	0	0	0	0	0	0	0	0	1	0	0	0	0	0	0
SOTO c	3	0	1	0	0	0	0	0	0	0	0	1	0	0	0	0	1	14	0	0
LORENZEN rf	2	1	2	2	0	0	0	2	1	0	0	0	0	0	0	0	0	3	1	0
VANEGAS p	0	0	0	0	0	0	0	0	0	0	0	0	0	0	0	0	0	0	0	0
HOCHSTTTER p	0	0	0	0	0	0	0	0	0	0	0	0	0	0	0	0	0	0	0	0
Totals.....	33	4	8	3	1	0	0	8	1	0	1	1	0	2	0	0	1	27	6	0

AUSTRALIA 2 (1-1)

Player	AB	R	H	BI	2B	3B	HR	BB	SB	CS	HP	SH	SF	SO	IBB	KL	GDP	PO	A	E
CAMPBELL ss	3	0	0	0	0	0	0	1	0	0	0	0	0	2	0	1	0	2	4	1
YOUNIS 2b	4	0	1	0	0	0	0	0	1	0	0	0	0	2	0	0	0	2	4	1
McDONALD J 3b	3	0	0	0	0	0	0	1	0	0	0	0	0	1	0	0	0	0	0	0
BATTAGLIA c	4	0	0	0	0	0	0	0	0	0	0	0	0	3	0	0	0	3	1	0
PARISH 1b	3	0	0	0	0	0	0	1	0	0	0	0	0	1	0	0	0	11	2	0
MATAVESI dh	4	1	1	1	0	0	1	0	0	0	0	0	0	1	0	1	0	0	0	0
WHITE rf	4	0	1	0	0	0	0	0	0	0	0	0	0	1	0	0	0	4	0	1
CONE cf	3	0	1	0	0	0	0	0	0	0	0	0	0	1	0	0	0	2	0	0
SHELDON /COL ph	1	0	0	0	0	0	0	0	0	0	0	0	0	0	0	0	0	0	0	0
MORRIS lf	3	1	2	1	0	0	1	0	0	0	0	0	0	0	0	0	0	3	0	0
MOSEL p	0	0	0	0	0	0	0	0	0	0	0	0	0	0	0	0	0	0	2	0
MURPHY p	0	0	0	0	0	0	0	0	0	0	0	0	0	0	0	0	0	0	1	0
Totals.....	32	2	6	2	0	0	2	3	1	0	0	0	0	12	0	2	0	27	14	3

U.S.A.	IP	H	R	ER	BB	SO	WP	HB	BK	IBB	SH	SF	CI	2B	3B	HR	AB	BF	FO	GO	NP
VANEGAS W,1-0	6.0	4	1	1	3	8	0	0	0	0	0	0	0	0	0	1	21	24	7	2	93
HOCHSTTTER S,1	3.0	2	1	1	0	4	0	0	0	0	0	0	0	0	0	1	11	11	2	3	49

AUSTRALIA	IP	H	R	ER	BB	SO	WP	HB	BK	IBB	SH	SF	CI	2B	3B	HR	AB	BF	FO	GO	NP
MOSEL L,0-1	4.1	5	2	2	3	0	0	1	0	0	0	0	0	1	0	0	17	21	3	7	59
MURPHY	4.2	3	2	2	5	2	1	0	0	0	1	0	0	0	0	0	16	22	8	4	59

Umpires - HP: WEVER F. (PAN) 1B: LAUTIER F. (FRA) 2B: DRURY T. (CAN) 3B: KRUPA J. (CZE)
 Scorers: Buitenhuis J. (CAN), Larson R. (CAN) TC: Hoffman R. (GER), Baba J. (CAN)
 Start: 14:07 Time: 2:13 Attendance: 1000 Weather: Partly cloudy
 Game notes:
 Game: 07



2010 IBAF World Junior
Baseball Championship
July 23-August 1

2010 IBAF Championnat du
monde de baseball junior
23 juillet au 1 août



THUNDER BAY • ONTARIO • CANADA

Game Summary – Resumen del Partido 8

	Czech Republic vs. Panama	
--	----------------------------------	--

Jul 25, 2010 at Thunder Bay (Central)

CZECH REPUBLIC 5 (0-1)

Player	AB	R	H	BI	2B	3B	HR	BB	SB	CS	HP	SH	SF	SO	IBB	KL	GDP	PO	A	E
SILA 2b	5	0	1	1	0	0	0	0	0	1	0	0	0	1	0	0	0	2	5	0
NEVERIL ss	4	1	0	0	0	0	0	1	0	0	0	0	0	2	0	0	0	0	1	2
CERVENKA c	5	1	2	1	0	0	0	0	0	0	0	0	0	0	0	0	0	8	2	2
SYKORA 1b	4	1	1	0	0	0	0	0	0	0	0	0	0	1	0	1	0	11	2	0
VYKOUKAL MI dh	4	1	1	0	0	0	0	0	0	0	0	0	0	2	0	0	0	0	0	0
ANTOS lf	4	0	1	1	0	0	0	0	0	0	0	0	0	0	0	0	0	0	0	0
KOCOUR cf	4	0	1	0	0	0	0	0	0	0	0	0	0	1	0	0	0	0	0	0
VRBSKY rf	4	0	2	1	0	0	0	0	0	0	0	0	0	0	0	0	0	2	1	0
SAZAVSKY 3b	3	1	1	0	1	0	0	0	0	0	1	0	0	0	0	0	0	0	3	0
MINARIK p	0	0	0	0	0	0	0	0	0	0	0	0	0	0	0	0	0	1	2	2
HAMZA p	0	0	0	0	0	0	0	0	0	0	0	0	0	0	0	0	0	0	0	0
Totals.....	37	5	10	4	1	0	0	1	0	1	1	0	0	7	0	1	0	24	16	6

PANAMA 7 (1-1)

Player	AB	R	H	BI	2B	3B	HR	BB	SB	CS	HP	SH	SF	SO	IBB	KL	GDP	PO	A	E
TORRES ss	3	2	2	0	0	0	0	1	2	0	0	0	0	0	0	0	0	2	7	0
CHIN 2b	3	0	1	0	0	0	0	1	2	0	0	0	0	0	0	0	0	1	1	0
SANJUR 3b	4	1	0	1	0	0	0	0	0	0	0	0	0	2	0	0	0	0	2	0
MADRIGALES c	4	1	1	1	0	1	0	0	0	0	0	0	0	2	0	1	0	8	1	0
SEMPRIS rf/lb	4	0	1	1	0	0	0	0	0	1	0	0	0	0	0	0	0	3	0	0
APU dh	4	1	2	0	1	0	0	0	0	0	0	0	0	1	0	0	0	0	0	0
MORALES pr	0	0	0	0	0	0	0	0	0	0	0	0	0	0	0	0	0	0	0	0
CONCEPCION lf	3	0	0	0	0	0	0	0	0	0	0	1	0	1	0	0	0	1	0	0
AMAYA cf	4	1	1	1	0	0	0	0	1	0	0	0	0	0	0	0	0	2	0	0
MIRANDA 1b	1	1	0	0	0	0	0	1	0	0	1	0	0	1	0	1	0	10	0	0
COX pr/rf	1	0	0	0	0	0	0	0	0	0	0	0	0	0	0	0	0	0	0	0
RODRIGUEZ p	0	0	0	0	0	0	0	0	0	0	0	0	0	0	0	0	0	0	3	1
SANTAMARIA p	0	0	0	0	0	0	0	0	0	0	0	0	0	0	0	0	0	0	0	0
Totals.....	31	7	8	4	1	1	0	3	5	1	1	1	0	7	0	2	0	27	14	1

CZECH REPUBLIC

	IP	H	R	ER	BB	SO	WP	HB	BK	IBB	SH	SF	CI	2B	3B	HR	AB	BF	FO	GO	NP
MINARIK L,0-1	6.0	7	7	3	2	5	1	1	1	0	0	0	0	1	1	0	25	28	2	9	88
HAMZA	2.0	1	0	0	1	2	0	0	1	0	1	0	0	0	0	0	6	8	2	2	18

PANAMA

	IP	H	R	ER	BB	SO	WP	HB	BK	IBB	SH	SF	CI	2B	3B	HR	AB	BF	FO	GO	NP
RODRIGUEZ W,1-0	6.1	9	5	4	1	3	2	1	0	0	0	0	0	1	0	0	28	30	3	12	106
SANTAMARIA S,1	2.2	1	0	0	0	4	0	0	1	0	0	0	0	0	0	0	9	9	3	1	34

Umpires - HP: Wilhelm C. (CAN) 1B: Downs A. (CAN) 2B: Perez J. (CUB) 3B: Killingsworth J(CAN)
Scorers: Del Pino C. (CUB), Gelmich D. (CAN), Bonden K. (CAN) TC: Medina P. (CUB), Yip F. (TPE)
Start: 16:30 Time: 02:32 Attendance: 225 Weather: Sunny
Game notes:
Game: 08



2010 IBAF World Junior
Baseball Championship
July 23-August 1

2010 IBAF Championnat du
monde de baseball junior
23 juillet au 1 août



THUNDER BAY • ONTARIO • CANADA

Game Summary – Resumen del Partido 9



Cuba vs. Canada



Jul 24, 2010 at Thunder Bay (Port Arthur Stadium)

CUBA 3 (2-0)

Player	AB	R	H	BI	2B	3B	HR	BB	SB	CS	HP	SH	SF	SO	IBB	KL	GDP	PO	A	E
BALAGUERT cf	4	0	1	0	0	0	0	0	0	0	0	0	0	2	0	0	0	0	0	1
RAMIREZ lf	3	0	0	0	0	0	0	0	0	0	0	0	0	2	0	0	0	2	0	0
JIMENEZ ph/lf	0	0	0	0	0	0	0	1	0	0	0	0	0	0	0	0	0	1	0	0
IBANEZ ss	4	0	1	2	0	0	0	0	0	0	0	0	0	0	0	0	0	3	1	0
SOLER rf	4	0	1	0	1	0	0	0	0	0	0	0	0	0	0	0	1	2	1	0
RIVAS dh	4	0	0	0	0	0	0	0	0	0	0	0	0	2	0	0	0	0	0	0
AVILES 1b	3	1	0	0	0	0	0	1	0	0	0	0	0	0	0	0	0	6	2	0
HERNANDEZ S 3b	4	0	1	1	0	0	0	0	1	0	0	0	0	0	0	0	0	0	2	0
CRESPO c	3	1	2	0	0	0	0	0	0	0	1	0	0	0	0	0	0	10	0	0
RIVALTA 2b	2	1	0	0	0	0	0	1	0	0	0	0	0	0	0	0	1	1	4	0
LUIS p	0	0	0	0	0	0	0	0	0	0	0	0	0	0	0	0	0	2	0	0
Totals.....	31	3	6	3	1	0	0	3	1	0	1	0	0	6	0	0	2	27	10	1

CANADA 0 (1-1)

Player	AB	R	H	BI	2B	3B	HR	BB	SB	CS	HP	SH	SF	SO	IBB	KL	GDP	PO	A	E
FORCIER lf	4	0	0	0	0	0	0	0	0	0	0	0	0	2	0	0	0	0	0	0
DAILEY 3b	2	0	0	0	0	0	0	2	0	0	0	0	0	1	0	1	0	1	2	0
POMPEY cf	2	0	0	0	0	0	0	2	0	0	0	0	0	0	0	0	0	0	0	0
DIEDRICK dh	4	0	1	0	0	0	0	0	0	0	0	0	0	1	0	0	0	0	0	0
ATKINSON ss	3	0	0	0	0	0	0	0	0	0	1	0	0	0	0	0	0	3	5	0
DEGLAN c	4	0	1	0	0	0	0	0	0	0	0	0	0	0	0	0	0	6	0	0
HARRIS 1b	3	0	1	0	0	0	0	1	1	0	0	0	0	1	0	0	0	13	1	0
WICK rf	4	0	1	0	0	0	0	0	0	0	0	0	0	2	0	1	0	1	0	0
RALPH 2b	3	0	0	0	0	0	0	0	0	0	0	0	0	3	0	0	0	1	5	1
CALBICK ph	1	0	0	0	0	0	0	0	0	0	0	0	0	0	0	0	0	0	0	0
ROBSON p	0	0	0	0	0	0	0	0	0	0	0	0	0	0	0	0	0	1	0	1
GRILLS p	0	0	0	0	0	0	0	0	0	0	0	0	0	0	0	0	0	1	3	0
Totals.....	30	0	4	0	0	0	0	5	1	0	1	0	0	10	0	2	0	27	16	2

CUBA	IP	H	R	ER	BB	SO	WP	HB	BK	IBB	SH	SF	CI	2B	3B	HR	AB	BF	FO	GO	NP
LUIS W,1-0	9.0	4	0	0	5	10	0	1	0	0	0	0	0	0	0	0	30	36	6	10	137
CANADA	IP	H	R	ER	BB	SO	WP	HB	BK	IBB	SH	SF	CI	2B	3B	HR	AB	BF	FO	GO	NP
ROBSON	6.0	3	0	0	0	4	0	1	0	0	0	0	0	1	0	0	21	22	2	10	82
GRILLS L,0-1	3.0	3	3	3	3	2	3	0	0	0	0	0	0	0	0	0	10	13	2	3	51

Umpires - HP: Howe S. (AUS) 1B: Chang CH (TPE) 2B: Lautier F. (FRA) 3B: Screti M. (ITA)
 Scores: Buitenhuis J. (CAN), Larson R. (CAN), Stradeski R. (CAN)
 TC: Guilizzoni G. (ITA), Hoffman R. (GER)
 Start: 19:17 Time: 2:30 Attendance: 4500 Weather: Clear
 Game notes:
 Game: 09

Game Summary – Resumen del Partido 10



Netherlands vs. Panama



Jul 26, 2010 at Thunder Bay (Baseball Central)

NETHERLANDS 5 (1-2)

Player	AB	R	H	BI	2B	3B	HR	BB	SB	CS	HP	SH	SF	SO	IBB	KL	GDP	PO	A	E
SELTENRIJCH 2b	3	0	1	0	0	0	0	0	0	0	1	1	0	1	0	1	0	2	4	0
URBANUS ss	4	2	1	1	0	0	0	1	1	0	0	0	0	0	1	0	0	5	6	2
DAAL 3b	4	1	0	0	0	0	0	1	0	0	0	0	0	2	0	2	0	1	3	0
GERARD c	4	0	2	2	0	0	0	0	0	0	1	0	0	0	0	0	0	3	2	1
VISSER pr/c	0	0	0	0	0	0	0	0	0	0	0	0	0	0	0	0	0	1	0	0
ARRIBAS cf	4	0	3	1	0	0	0	0	0	0	0	0	1	0	0	0	0	1	0	0
DIRKSEN dh	4	0	0	0	0	0	0	1	0	0	0	0	0	2	0	1	0	0	0	0
ANGELA 1b	0	0	0	0	0	0	0	0	0	0	0	0	0	0	0	0	0	1	0	0
MEER rf	5	0	1	1	0	0	0	0	0	0	0	0	0	1	0	1	0	1	0	0
CORNELISE 1b/p	4	1	1	0	0	0	0	1	0	0	0	0	0	1	0	1	0	10	1	0
ILLIS lf	2	1	0	0	0	0	0	1	1	0	0	1	0	1	0	0	0	1	0	0
HARTEVELD p	0	0	0	0	0	0	0	0	0	0	0	0	0	0	0	0	0	1	1	0
HIJER p	0	0	0	0	0	0	0	0	0	0	0	0	0	0	0	0	0	0	0	1
Totals.....	34	5	9	5	0	0	0	5	2	0	2	2	1	8	1	6	0	27	17	4

PANAMA 2 (1-2)

Player	AB	R	H	BI	2B	3B	HR	BB	SB	CS	HP	SH	SF	SO	IBB	KL	GDP	PO	A	E
TORRES ss	4	0	3	0	1	0	0	0	0	1	0	0	0	0	0	0	0	1	5	2
CHIN 2b	4	1	1	0	0	0	0	0	1	0	0	0	0	0	0	0	0	4	2	1
SANJUR 3b	4	0	0	0	0	0	0	0	0	0	0	0	0	0	0	0	1	2	1	0
MADRIGALES c	3	0	1	0	0	0	0	1	0	0	0	0	0	0	0	0	0	8	1	0
SEMPRIS rf/1b	4	1	1	0	1	0	0	0	0	1	0	0	0	0	0	0	0	3	1	0
APU dh/1b	4	0	1	0	0	0	0	0	1	0	0	0	0	1	0	1	0	0	0	0
CONCEPCION lf	3	0	0	0	0	0	0	1	1	0	0	0	0	1	0	1	0	1	0	0
AMAYA cf	3	0	0	0	0	0	0	1	1	0	0	0	0	1	0	0	0	2	1	0
MIRANDA 1b	1	0	0	0	0	0	0	0	0	0	0	0	0	0	0	0	0	6	1	0
COX ph/rf	1	0	0	0	0	0	0	0	0	0	0	0	0	1	0	0	0	0	0	0
ARAUZ ph/rf	1	0	0	0	0	0	0	0	0	0	0	0	0	0	0	0	0	0	0	0
LOZADA p	0	0	0	0	0	0	0	0	0	0	0	0	0	0	0	0	0	0	0	0
DIEZ p	0	0	0	0	0	0	0	0	0	0	0	0	0	0	0	0	0	0	1	0
Totals.....	32	2	7	0	2	0	0	3	4	2	0	0	0	4	0	2	1	27	13	3

NETHERLANDS	IP	H	R	ER	BB	SO	WP	HB	BK	IBB	SH	SF	CI	2B	3B	HR	AB	BF	FO	GO	NP
HARTEVELD	6.2	5	1	0	2	3	0	0	0	0	0	0	0	2	0	0	23	25	3	11	79
HIJER W,1-0	1.1	2	1	0	1	0	0	0	0	0	0	0	0	0	0	0	6	7	2	2	27
CORNELISE S,1	1.0	0	0	0	0	1	0	0	0	0	0	0	0	0	0	0	3	3	1	1	15
PANAMA	IP	H	R	ER	BB	SO	WP	HB	BK	IBB	SH	SF	CI	2B	3B	HR	AB	BF	FO	GO	NP
DIEZ L,0-2	8.1	8	4	3	3	8	1	1	0	1	2	0	0	0	0	0	32	38	4	12	143
ARAUZ	0.1	1	1	1	2	0	0	1	0	0	0	1	0	0	0	0	1	5	1	0	24
LOZADA	0.1	0	0	0	0	0	0	0	0	0	0	0	0	0	0	0	1	1	0	1	4

Umpires - HP: Lautier F. (FRA) 1B: Wilhelm C. (CAN) 2B: Park H. (KOR) 3B: Drury T. (CAN)

Scorers: Del Pino C. (CUB), Larson R. (CAN), Bonden K. (CAN)

TC: Guilizzoni G. (ITA), Yip F. (TPE)

Start: 9:06 Time: 3:09 Attendance: 150 Weather: Sunny

Game notes:

Game: 10



2010 IBAF World Junior
Baseball Championship
July 23-August 1

2010 IBAF Championnat du
monde de baseball junior
23 juillet au 1 août



THUNDER BAY • ONTARIO • CANADA

Game Summary – Resumen del Partido 11

	France vs. Venezuela	
--	-----------------------------	--

Jul 25, 2010 at Thunder Bay (Port Arthur Stadium)

FRANCE 3 (0-2)

Player	AB	R	H	BI	2B	3B	HR	BB	SB	CS	HP	SH	SF	SO	IBB	KL	GDP	PO	A	E
PITCHER cf	4	0	1	0	1	0	0	1	0	0	0	0	0	2	0	1	0	4	0	1
COMBES ss	3	0	0	0	0	0	0	0	0	0	1	0	0	1	0	1	0	0	2	0
LAKMECHE ph	0	1	0	0	0	0	0	0	0	0	1	0	0	0	0	0	0	0	0	0
PAZ c	2	1	1	0	0	0	0	3	0	0	0	0	0	0	0	0	0	4	2	0
VICENTE 1b	5	0	1	0	0	0	0	0	0	0	0	0	0	2	0	0	0	11	0	0
DEFONTAINE rf	5	0	0	1	0	0	0	0	0	0	0	0	0	1	0	0	0	1	0	1
COOPMAN 3b	4	1	2	1	1	0	0	1	0	0	0	0	0	1	0	1	0	1	3	2
NEUMANN dh	4	0	1	0	0	0	0	1	0	0	0	0	0	0	0	0	0	0	0	0
RODRIGUEZ 2b	3	0	0	1	0	0	0	0	0	0	0	0	0	1	0	1	0	0	2	0
MOREL ph	0	0	0	0	0	0	0	1	0	0	0	0	0	0	0	0	0	0	0	0
MAURETTE pr/2b	0	0	0	0	0	0	0	0	0	0	0	0	0	0	0	0	0	0	0	0
DIDIER lf	3	0	0	0	0	0	0	0	0	0	0	0	0	1	0	0	0	3	0	1
PATUREL lf	0	0	0	0	0	0	0	0	0	0	1	0	0	0	0	0	0	0	0	0
TOUHARI p	0	0	0	0	0	0	0	0	0	0	0	0	0	0	0	0	0	0	0	0
FACCENDI p	0	0	0	0	0	0	0	0	0	0	0	0	0	0	0	0	0	0	0	0
HIGASHIYAMA p	0	0	0	0	0	0	0	0	0	0	0	0	0	0	0	0	0	0	0	0
Totals.....	33	3	6	3	2	0	0	7	0	0	3	0	0	9	0	4	0	24	9	5

VENEZUELA 8 (1-1)

Player	AB	R	H	BI	2B	3B	HR	BB	SB	CS	HP	SH	SF	SO	IBB	KL	GDP	PO	A	E
FLORES ss	5	1	1	2	0	0	0	0	0	0	0	0	0	0	0	0	0	1	2	0
AROCHA cf	5	1	0	0	0	0	0	0	0	0	0	0	0	1	0	1	0	1	0	0
JIMENEZ 1b	3	0	0	0	0	0	0	0	0	0	1	0	0	0	0	0	0	15	0	0
FUENMAYOR 3b	4	0	1	1	1	0	0	0	0	0	0	0	0	0	0	0	0	0	0	0
PACHECO lf	4	0	0	0	0	0	0	0	0	0	0	0	0	0	0	0	0	1	0	0
SEQUERA c	4	0	0	0	0	0	0	0	0	0	0	0	0	0	0	0	0	9	2	0
RAMIREZ p	2	1	0	0	0	0	0	0	0	0	1	0	0	2	0	1	0	0	1	0
ROJAS p	1	1	1	0	0	0	0	0	0	0	0	0	0	0	0	0	0	0	0	0
PALMA rf	4	2	3	0	0	0	0	0	0	0	0	0	0	1	0	0	0	0	0	0
GARCIA 2b	2	2	2	1	0	0	1	1	0	0	0	1	0	0	0	0	0	0	7	0
Totals.....	34	8	8	4	1	0	1	1	0	0	2	1	0	4	0	2	0	27	12	0

FRANCE	IP	H	R	ER	BB	SO	WP	HB	BK	IBB	SH	SF	CI	2B	3B	HR	AB	BF	FO	GO	NP
TOUHARI L,0-1	4.0	5	6	3	0	1	2	2	0	0	1	0	0	1	0	0	19	22	6	5	64
FACCENDI	3.1	3	2	1	1	2	0	0	1	0	0	0	0	0	0	1	13	14	4	4	43
HIGASHIYAMA	0.2	0	0	0	0	1	0	0	0	0	0	0	0	0	0	0	2	2	1	0	8
VENEZUELA	IP	H	R	ER	BB	SO	WP	HB	BK	IBB	SH	SF	CI	2B	3B	HR	AB	BF	FO	GO	NP
RAMIREZ W,1-0	6.0	4	1	1	5	6	0	1	0	0	0	0	0	2	0	0	22	28	2	10	130
ROJAS S,1	3.0	2	2	2	2	3	2	2	0	0	0	0	0	0	0	0	11	15	2	4	64

Umpires - HP: GRIEVE T. (CAN) 1B: CHANG C H (TPE) 2B: WEVER F (PAN) 3B: BRADSMAN J (NED)
 Scorers: Buitenhuis J. (CAN), Dundas G. (CAN), Paini AM (ITA)
 TC: Caliendo P. (USA), Medina P. (CUB)
 Start: 9:31 Time: 3:06 Attendance: 350 Weather: Sunny
 Game notes:
 Game: 11

Game Summary – Resumen del Partido 12



Cuba vs. Czech Republic



Jul 26, 2010 at Thunder Bay (Baseball Central)

CUBA 16 (3-0)

Player	AB	R	H	BI	2B	3B	HR	BB	SB	CS	HP	SH	SF	SO	IBB	KL	GDP	PO	A	E
BALAGUERT cf	3	3	0	0	0	0	0	1	0	0	1	0	0	0	0	0	0	1	0	0
RIVALTA 2b	3	1	2	1	1	0	0	0	0	0	0	0	0	0	0	0	0	0	1	0
GOURRIELL 2b	2	0	0	0	0	0	0	0	0	0	0	0	0	0	0	0	0	0	1	0
IBANEZ ss	5	1	1	3	0	1	0	0	0	0	0	0	0	0	0	0	0	2	2	0
SOLER rf	5	2	2	1	1	0	0	0	0	0	0	0	0	1	0	0	0	1	0	0
RIVAS dh	4	1	2	2	0	0	0	0	0	0	0	0	1	0	0	0	0	0	0	0
AVILES 1b	4	4	2	1	1	1	0	1	0	0	0	0	0	0	0	0	0	6	1	0
JIMENEZ lf	3	2	2	2	0	0	0	0	0	0	0	0	2	0	0	0	0	0	0	0
CRESPO c	2	0	1	0	1	0	0	1	0	0	0	0	0	0	0	0	0	3	1	0
FUSTE c	1	0	0	0	0	0	0	1	0	0	0	0	0	0	0	0	0	7	0	0
HERNANDEZ S 3b	2	1	0	1	0	0	0	0	0	0	0	0	0	0	0	0	0	0	0	0
GARCIA 3b	3	1	2	2	2	0	0	0	0	0	0	0	0	0	0	0	0	0	0	0
CASTILLO p	0	0	0	0	0	0	0	0	0	0	0	0	0	0	0	0	0	1	1	0
NUNEZ p	0	0	0	0	0	0	0	0	0	0	0	0	0	0	0	0	0	0	0	0
QUESADA p	0	0	0	0	0	0	0	0	0	0	0	0	0	0	0	0	0	0	0	0
BARO' p	0	0	0	0	0	0	0	0	0	0	0	0	0	0	0	0	0	0	0	0
CASANOVA p	0	0	0	0	0	0	0	0	0	0	0	0	0	0	0	0	0	0	0	0
Totals.....	37	16	14	13	6	2	0	4	0	0	1	0	3	1	0	0	0	21	7	0

CZECH REPUBLIC 1 (0-2)

Player	AB	R	H	BI	2B	3B	HR	BB	SB	CS	HP	SH	SF	SO	IBB	KL	GDP	PO	A	E
SILA cf	3	1	1	0	0	1	0	0	0	0	0	0	0	1	0	0	0	4	0	0
SAZAVSKY ss	3	0	0	0	0	0	0	0	0	0	0	0	0	2	0	0	0	2	2	2
CERVENKA c	2	0	0	0	0	0	0	0	0	0	0	0	0	0	0	0	0	0	0	0
DVORAK c	1	0	1	1	0	0	0	0	0	0	0	0	0	0	0	0	0	0	2	0
SYKORA 1b	3	0	1	0	0	0	0	0	0	0	0	0	0	1	0	0	1	6	0	0
ANTOS lf	3	0	0	0	0	0	0	0	0	0	0	0	0	3	0	1	0	3	0	0
VYKOUKAL MI dh	2	0	0	0	0	0	0	1	0	0	0	0	0	0	0	0	0	0	0	0
KOCOUR rf	3	0	1	0	0	0	0	0	0	0	0	0	0	2	0	1	0	5	0	0
HAMZA 3b	1	0	0	0	0	0	0	0	0	0	0	0	0	0	0	0	0	0	0	2
BRABEC 3b	1	0	0	0	0	0	0	0	0	0	0	0	0	1	0	0	0	0	2	1
NEVERIL 2b	2	0	0	0	0	0	0	0	0	0	0	0	0	1	0	0	0	1	0	1
VRBSKY p	0	0	0	0	0	0	0	0	0	0	0	0	0	0	0	0	0	0	0	0
SOBOTKA p	0	0	0	0	0	0	0	0	0	0	0	0	0	0	0	0	0	0	0	0
NAVRATIL p	0	0	0	0	0	0	0	0	0	0	0	0	0	0	0	0	0	0	1	0
Totals.....	24	1	4	1	0	1	0	1	0	0	0	0	0	11	0	2	1	21	7	6

CUBA	IP	H	R	ER	BB	SO	WP	HB	BK	IBB	SH	SF	CI	2B	3B	HR	AB	BF	FO	GO	NP
CASTILLO	2.0	2	0	0	0	1	0	0	0	0	0	0	0	0	0	0	8	8	1	4	25
NUNEZ W,1-0	2.0	0	0	0	0	5	0	0	0	0	0	0	0	0	0	0	6	6	1	0	28
QUESADA	1.0	0	0	0	1	2	0	0	0	0	0	0	0	0	0	0	3	4	1	0	15
BARO'	1.0	2	1	1	0	1	0	0	0	0	0	0	0	0	1	0	4	4	0	1	12
CASANOVA	1.0	0	0	0	0	2	0	0	0	0	0	0	0	0	0	0	3	3	1	0	14

CZECH REPUBLIC	IP	H	R	ER	BB	SO	WP	HB	BK	IBB	SH	SF	CI	2B	3B	HR	AB	BF	FO	GO	NP
VRBSKY L,0-1	3.0	7	9	3	2	0	0	0	0	0	0	2	0	3	1	0	17	21	7	2	55
SOBOTKA	2.0	4	5	4	2	0	0	1	0	0	0	0	0	1	1	0	11	14	4	2	37
NAVRATIL	2.0	3	2	2	0	1	1	0	0	0	0	1	0	2	0	0	9	10	3	2	30

Umpires - HP: Drury T. (CAN) 1B: Howe S. (AUS) 2B: Cass D. (CAN) 3B: Behn S. (USA)
 Scorers: DEL Pino C. (CUBA), Larson R. (CUB), Bonden K. (CAN) TC: Baba J. (CAN), Hoffman R. (GER)
 Start: 13:20 Time: 1:55 Attendance: 100 Weather: Sunny
 Game notes: SOBOTKA faced 3 batters in the 6th. Game: 12



2010 IBAF World Junior
Baseball Championship
July 23-August 1

2010 IBAF Championnat du
monde de baseball junior
23 juillet au 1 août



THUNDER BAY • ONTARIO • CANADA

Game Summary – Resumen del Partido 13



Canada vs. South Korea



Jul 25, 2010 at Thunder Bay (Port Arthur Stadium)

CANADA 5 (2-1)

Player	AB	R	H	BI	2B	3B	HR	BB	SB	CS	HP	SH	SF	SO	IBB	KL	GDP	PO	A	E
CALBICK lf	3	0	2	0	0	0	0	1	0	0	0	0	0	1	0	0	0	0	0	0
FORCIER lf	1	0	1	0	0	0	0	0	0	0	0	0	0	0	0	0	0	0	0	0
DAILEY 3b	4	1	2	0	0	0	0	1	0	0	0	0	0	2	0	0	0	2	2	0
POMPEY cf	5	0	1	0	0	0	0	0	0	0	0	0	0	3	0	0	0	2	0	0
DEGLAN c	4	2	2	0	1	0	0	1	0	0	0	0	0	1	0	0	0	9	3	0
ATKINSON ss	5	1	1	0	0	0	0	0	0	0	0	0	0	1	0	0	0	2	2	0
DIEDRICK dh	5	1	1	4	0	0	1	0	0	0	0	0	0	3	0	0	0	0	0	0
HARRIS lb	4	0	0	0	0	0	0	0	0	0	0	0	0	2	0	0	0	8	2	1
WICK rf	3	0	1	0	1	0	0	1	0	0	0	0	0	0	0	0	0	0	0	0
RALPH 2b	4	0	0	0	0	0	0	0	0	0	0	0	0	2	0	1	0	2	1	0
PAQUET p	0	0	0	0	0	0	0	0	0	0	0	0	0	0	0	0	0	2	0	0
SMITH p	0	0	0	0	0	0	0	0	0	0	0	0	0	0	0	0	0	0	1	0
PIVETTA p	0	0	0	0	0	0	0	0	0	0	0	0	0	0	0	0	0	0	0	0
Totals.....	38	5	11	4	2	0	1	4	0	0	0	0	0	15	0	1	0	27	11	1

KOREA 4 (1-1)

Player	AB	R	H	BI	2B	3B	HR	BB	SB	CS	HP	SH	SF	SO	IBB	KL	GDP	PO	A	E
KANG Ky ss	4	0	1	0	0	0	0	0	0	0	1	0	0	2	0	0	0	1	2	0
JEONG cf	3	0	0	0	0	0	0	1	0	0	1	0	0	0	0	0	0	1	0	0
KANG J dh	4	2	2	2	1	0	1	0	0	0	1	0	0	0	0	0	0	0	0	0
HOR 3b	5	1	1	1	0	0	0	0	0	0	0	0	0	3	0	2	1	0	2	0
HA lb	3	0	0	0	0	0	0	2	0	1	0	0	0	1	0	0	0	5	3	0
MUN rf	5	0	2	0	1	0	0	0	0	0	0	0	0	1	0	0	0	1	0	0
BAEK 2b	1	0	0	0	0	0	0	2	0	0	0	0	0	0	0	0	0	1	2	0
KANG B ph/2b	1	0	0	0	0	0	0	0	0	0	0	0	0	1	0	0	0	0	0	0
YOO K c	2	0	0	0	0	0	0	0	0	0	0	0	0	0	0	0	0	7	0	0
YOU c	1	0	0	0	0	0	0	1	0	0	0	0	0	1	0	1	0	9	1	1
KIM M c	0	0	0	0	0	0	0	0	0	0	0	0	0	0	0	0	0	0	0	0
KIM H lf	3	1	1	0	1	0	0	1	0	0	0	0	0	1	0	1	0	0	0	0
LEE T p	0	0	0	0	0	0	0	0	0	0	0	0	0	0	0	0	0	0	0	0
YOO C p	0	0	0	0	0	0	0	0	0	0	0	0	0	0	0	0	0	2	0	0
Totals.....	32	4	7	3	3	0	1	7	0	1	3	0	0	10	0	4	1	27	10	1

CANADA	IP	H	R	ER	BB	SO	WP	HB	BK	IBB	SH	SF	CI	2B	3B	HR	AB	BF	FO	GO	NP
PAQUET	3.1	6	4	3	3	2	0	1	0	0	0	0	0	2	0	1	15	19	1	5	70
SMITH W,1-0	4.1	1	0	0	4	6	1	2	0	0	0	0	0	1	0	0	13	19	2	4	77
PIVETTA S,1	1.1	0	0	0	0	2	0	0	0	0	0	0	0	0	0	0	4	4	0	2	22

KOREA	IP	H	R	ER	BB	SO	WP	HB	BK	IBB	SH	SF	CI	2B	3B	HR	AB	BF	FO	GO	NP
LEE T	0.0	0	2	2	2	0	0	0	0	0	0	0	0	0	0	0	0	2	0	0	11
YOO C L,0-1	9.0	11	3	3	2	15	2	0	0	0	0	0	0	2	0	1	38	40	3	9	142

Umpires - HP: Screti M. (ITA) 1B: Wever F. (PAN) 2B: Krupa J. (CZE) 3B: Chang CH (TPE)
 Scorers: Buitenhuis J. (CAN), Stradeski R. (CAN), Galbraith L. (CAN)
 TC: Guilizzoni G. (ITA), Yip F. (HKG)
 Start: 14:05 Time: 3:13 Attendance: 2500 Weather: Sunny
 Game notes: LEE T faced 2 batters in the 1st.
 Game: 13

Game Summary – Resumen del Partido 14



Australia vs. Chinese Taipei



Jul 26, 2010 at Thunder Bay (Baseball Central)

AUSTRALIA 11 (0-3)

Player	AB	R	H	BI	2B	3B	HR	BB	SB	CS	HP	SH	SF	SO	IBB	KL	GDP	PO	A	E
CAMPBELL ss	6	1	2	0	0	0	0	0	0	0	0	0	0	2	0	1	0	1	4	1
YOUNIS 2b	5	1	1	1	0	0	0	1	0	0	0	0	0	1	0	0	0	3	4	1
McDONALD J 3b	5	3	2	1	0	0	0	0	0	0	0	0	0	1	0	1	0	1	2	0
BATTAGLIA c	4	2	4	6	0	0	2	1	0	0	0	0	0	0	1	0	0	4	0	0
PARISH lb	5	0	2	1	0	0	0	0	0	0	0	0	0	2	0	1	0	10	1	0
MATAVESI dh	3	1	0	0	0	0	0	1	0	0	0	0	0	0	0	0	2	0	0	0
SHELDON /COL dh	1	0	0	0	0	0	0	0	0	0	0	0	0	0	0	0	0	0	0	0
WHITE rf	5	1	3	0	1	0	0	0	0	0	0	0	0	2	0	1	0	3	1	0
CONE cf	5	2	2	2	0	0	0	0	0	0	0	0	0	0	0	0	0	0	0	0
MORRIS lf	4	0	0	0	0	0	0	0	0	0	1	0	2	0	0	0	0	1	0	0
LODGE p	0	0	0	0	0	0	0	0	0	0	0	0	0	0	0	0	0	1	0	1
WARNER p	0	0	0	0	0	0	0	0	0	0	0	0	0	0	0	0	0	0	0	1
BAKKER p	0	0	0	0	0	0	0	0	0	0	0	0	0	0	0	0	0	0	0	0
McDONALD T p	0	0	0	0	0	0	0	0	0	0	0	0	0	0	0	0	0	0	0	0
Totals.....	43	11	16	11	1	0	2	3	0	0	0	1	0	10	1	4	2	24	12	4

CHINESE TAIPEI 13 (2-0)

Player	AB	R	H	BI	2B	3B	HR	BB	SB	CS	HP	SH	SF	SO	IBB	KL	GDP	PO	A	E
LIN Tz 3b	5	4	5	2	2	0	0	0	1	0	0	0	0	0	0	0	0	0	3	0
KO lf	5	1	2	3	0	0	0	0	0	0	0	0	0	1	0	0	0	1	0	0
YANG 2b	3	1	1	3	0	0	1	2	0	0	0	0	0	0	0	0	0	4	4	0
LIN H lb	5	0	2	2	1	0	0	0	0	0	0	0	0	1	0	0	0	11	1	1
TSAI Y dh	4	1	0	0	0	0	0	1	0	0	0	0	0	1	0	0	0	0	0	0
LIN C rf	3	1	2	0	0	0	0	2	0	0	0	0	0	0	0	0	0	0	0	0
LIAO ss	4	1	0	1	0	0	0	0	0	0	0	1	0	0	0	0	3	1	3	2
LIN Ti c	5	2	3	2	1	0	0	0	0	0	0	0	0	0	0	0	0	10	0	0
OU cf	3	2	1	0	0	0	0	1	0	0	0	0	0	1	0	0	0	0	0	0
KUO L p	0	0	0	0	0	0	0	0	0	0	0	0	0	0	0	0	0	0	2	0
TSAI H p	0	0	0	0	0	0	0	0	0	0	0	0	0	0	0	0	0	0	0	0
HUANG J p	0	0	0	0	0	0	0	0	0	0	0	0	0	0	0	0	0	0	1	0
LO p	0	0	0	0	0	0	0	0	0	0	0	0	0	0	0	0	0	0	0	0
Totals.....	37	13	16	13	4	0	1	6	1	0	0	1	0	4	0	0	3	27	14	3

AUSTRALIA	IP	H	R	ER	BB	SO	WP	HB	BK	IBB	SH	SF	CI	2B	3B	HR	AB	BF	FO	GO	NP
LODGE	5.0	8	3	3	1	3	0	0	0	0	0	0	0	3	0	0	21	22	5	4	81
WARNER L,0-1	0.1	3	5	5	3	0	0	0	0	0	1	0	0	1	0	0	4	8	1	0	32
BAKKER	1.1	4	5	5	2	1	1	0	0	0	0	0	0	0	0	1	7	9	0	2	34
McDONALD T	1.1	1	0	0	0	0	0	0	0	0	0	0	0	0	0	0	5	5	0	3	24

CHINESE TAIPEI	IP	H	R	ER	BB	SO	WP	HB	BK	IBB	SH	SF	CI	2B	3B	HR	AB	BF	FO	GO	NP
KUO L	5.0	8	6	6	1	6	0	0	0	0	0	0	0	0	0	2	22	23	2	5	85
TSAI H W,1-0	2.0	3	3	3	2	2	0	0	0	1	0	0	0	1	0	0	10	12	0	4	53
HUANG J	0.2	3	2	2	0	1	0	0	0	0	0	0	0	0	0	0	5	5	0	1	21
LO S,1	1.1	2	0	0	0	1	0	0	0	0	1	0	0	0	0	0	6	7	1	2	19

Umpires - HP: Behn S. (USA) 1B: Brandsma J. (NED) 2B: Killingsworth J. CAN 3B: Downs A. (CAN)
 Scorers: Del Pino C. (CUBA), Gelmich D. (CAN), Bonden K. (CAN) TC: Medina P. (CUB), Caliendo P. (USA)
 Start: 16:30 Time: 3:20 Attendance: 450 Weather: Sunny
 Game notes: TSAI H faced 3 batters in the 8th. Game: 14



2010 IBAF World Junior
Baseball Championship
July 23-August 1

2010 IBAF Championnat du
monde de baseball junior
23 juillet au 1 août



THUNDER BAY • ONTARIO • CANADA

Game Summary – Resumen del Partido 15



Italy vs. Usa



Jul 25, 2010 at Thunder Bay (Port Arthur Stadium)

ITALY 0 (1-1)

Player	AB	R	H	BI	2B	3B	HR	BB	SB	CS	HP	SH	SF	SO	IBB	KL	GDP	PO	A	E
CARADONNA ss	2	0	1	0	0	0	0	0	1	0	0	0	0	1	0	1	0	1	3	1
RASOIRA 2b	2	0	0	0	0	0	0	0	0	0	0	0	0	1	0	0	0	1	0	0
SELLAROLI cf	3	0	0	0	0	0	0	0	0	0	0	0	0	0	0	0	0	1	0	0
BENETTI 3b	2	0	0	0	0	0	0	1	0	0	0	0	0	2	0	0	0	0	2	1
GALLI dh	3	0	0	0	0	0	0	0	0	0	0	0	0	2	0	2	1	0	0	0
MINEO c	2	0	0	0	0	0	0	1	0	0	0	0	0	1	0	0	0	4	2	0
EBAU lf	2	0	1	0	0	0	0	0	0	0	1	0	0	0	0	0	0	1	0	0
AINGER 1b	3	0	0	0	0	0	0	0	0	0	0	0	0	2	0	1	0	6	1	0
MERCURI 2b/ss	3	0	0	0	0	0	0	0	0	0	0	0	0	3	0	0	0	1	2	2
GRIMAUDDO rf	2	0	0	0	0	0	0	1	0	0	0	0	0	1	0	0	0	1	0	0
PANCIROLI p	0	0	0	0	0	0	0	0	0	0	0	0	0	0	0	0	0	2	0	0
GHENO p	0	0	0	0	0	0	0	0	0	0	0	0	0	0	0	0	0	0	1	0
Totals.....	24	0	2	0	0	0	0	3	1	0	1	0	0	13	0	4	1	18	11	4

U.S.A. 10 (2-0)

Player	AB	R	H	BI	2B	3B	HR	BB	SB	CS	HP	SH	SF	SO	IBB	KL	GDP	PO	A	E
WOLTERS 2b	3	2	1	0	1	0	0	1	0	0	0	0	0	0	0	0	0	2	1	1
LINDOR ss	3	3	3	2	1	0	0	0	0	1	1	0	0	0	0	0	0	0	1	0
LITTLEWOOD 3b	4	0	2	2	1	0	0	0	0	0	0	0	0	2	0	1	0	0	4	0
SWIHART 1b	3	1	0	1	0	0	0	1	0	0	0	0	0	1	0	0	0	5	0	0
STARLING cf	2	1	0	0	0	0	0	2	0	0	0	0	0	1	0	0	0	0	0	0
LOPES dh	3	1	1	1	1	0	0	0	0	0	0	0	0	0	0	0	0	0	0	0
DELMONICO ph	0	0	0	0	0	0	0	0	0	0	1	0	0	0	0	0	0	0	0	0
RAGIRA lf	2	0	0	0	0	0	0	1	0	0	0	0	0	0	0	0	0	1	0	0
ALMORA ph/lf	1	0	0	0	0	0	0	0	0	0	0	0	0	0	0	0	0	0	0	0
SOTO c	4	1	0	0	0	0	0	0	1	0	0	0	0	0	0	0	0	13	1	1
LORENZEN rf	3	1	1	1	1	0	0	0	0	0	0	0	0	1	0	0	0	0	0	0
SIMMS p	0	0	0	0	0	0	0	0	0	0	0	0	0	0	0	0	0	0	0	0
MAPLES p	0	0	0	0	0	0	0	0	0	0	0	0	0	0	0	0	0	0	0	0
Totals.....	28	10	8	7	5	0	0	5	1	1	2	0	0	5	0	1	0	21	7	2

ITALY	IP	H	R	ER	BB	SO	WP	HB	BK	IBB	SH	SF	CI	2B	3B	HR	AB	BF	FO	GO	NP
PANCIROLI L,0-1	4.0	6	7	3	4	4	1	1	0	0	0	0	0	4	0	0	19	24	3	4	73
GHENO	2.0	2	3	0	1	1	1	1	0	0	0	0	0	1	0	0	9	11	2	3	42
U.S.A.	IP	H	R	ER	BB	SO	WP	HB	BK	IBB	SH	SF	CI	2B	3B	HR	AB	BF	FO	GO	NP
SIMMS W,1-0	6.0	2	0	0	1	11	1	0	0	0	0	0	0	0	0	0	21	22	1	6	86
MAPLES	1.0	0	0	0	2	2	0	1	0	0	0	0	0	0	0	0	3	6	0	1	31

Umpires - HP: Park HY (KOR) 1B: Perez J. (CUB) 2B: Grieve T. (CAN) 3B: Cass D. (CAN)
Scorers: Stradeski R.(CAN), Buitenhuis J.(CAN), Galbraith L.(CAN) TC: Baba J.(CAN), Hoffman R.(GER)
Start: 19:02 Time: 2:13 Attendance: 1500

Weather: Sunny
Game notes:
Game: 15

Game Summary – Resumen del Partido 16

	Czech Republic vs. South Korea	
--	---------------------------------------	--

Jul 26, 2010 at Thunder Bay (Port Arthur Stadium)

CZECH REPUBLIC 0 (0-3)

Player	AB	R	H	BI	2B	3B	HR	BB	SB	CS	HP	SH	SF	SO	IBB	KL	GDP	PO	A	E
SILA cf	2	0	0	0	0	0	0	2	0	0	0	0	0	0	0	0	0	5	0	0
VYKOUKAL MI dh	4	0	2	0	0	0	0	0	0	0	0	0	0	1	0	0	0	0	0	0
CERVENKA c	4	0	0	0	0	0	0	0	0	0	0	0	0	0	0	0	0	0	2	0
SYKORA 1b	2	0	0	0	0	0	0	2	0	0	0	0	0	0	0	0	0	9	0	0
KOCOUR pr	0	0	0	0	0	0	0	0	0	0	0	0	0	0	0	0	0	0	0	0
MINARIK 2b	4	0	1	0	0	0	0	0	0	1	0	0	0	2	0	0	0	1	3	0
ANTOS lf	3	0	0	0	0	0	0	1	0	0	0	0	0	1	0	0	0	3	0	1
VRBSKY rf	4	0	1	0	0	0	0	0	0	0	0	0	0	1	0	0	0	3	1	0
SAZAVSKY 3b	3	0	0	0	0	0	0	0	0	0	0	0	0	0	0	0	0	2	1	1
DVORAK ph	1	0	0	0	0	0	0	0	0	0	0	0	0	1	0	0	0	0	0	0
NEVERIL ss	4	0	0	0	0	0	0	0	0	1	0	0	0	2	0	0	0	1	1	0
VYKOUKAL MA p	0	0	0	0	0	0	0	0	0	0	0	0	0	0	0	0	0	0	1	0
BRABEC p	0	0	0	0	0	0	0	0	0	0	0	0	0	0	0	0	0	0	1	0
SOBOTKA p	0	0	0	0	0	0	0	0	0	0	0	0	0	0	0	0	0	0	0	0
Totals.....	31	0	4	0	0	0	0	5	0	2	0	0	0	8	0	0	0	24	10	2

KOREA 4 (2-1)

Player	AB	R	H	BI	2B	3B	HR	BB	SB	CS	HP	SH	SF	SO	IBB	KL	GDP	PO	A	E
HA 1b	4	0	0	0	0	0	0	1	0	0	0	0	0	0	0	0	0	13	1	0
KANG B ss	3	0	1	0	0	0	0	0	1	0	0	0	0	0	0	0	0	1	0	0
KANG Ky ph/ss	1	1	1	0	0	0	0	0	0	0	0	0	0	0	0	0	0	0	0	0
YOO K dh	2	0	0	0	0	0	0	1	0	0	0	0	0	0	0	0	0	0	0	0
KANG J ph	0	1	0	0	0	0	0	0	0	0	1	0	0	0	0	0	0	0	0	0
HOR 3b	4	1	1	0	0	0	0	0	0	0	0	0	0	0	0	0	0	0	3	1
MUN rf	3	0	1	1	0	0	0	0	0	1	0	0	1	0	0	0	0	3	0	0
KIM H cf	4	1	2	0	0	0	0	0	0	0	0	0	0	0	0	0	0	1	0	0
BAEK 2b	4	0	1	0	0	0	0	0	1	0	0	0	0	0	0	0	0	3	1	0
KIM M c	2	0	0	1	0	0	0	1	0	0	0	0	1	0	0	0	0	1	7	0
YOU c	0	0	0	0	0	0	0	0	0	0	0	0	0	0	0	0	0	3	0	0
SHIN lf	2	0	0	1	0	0	0	2	1	0	0	0	0	0	0	0	0	2	0	0
YOON p	0	0	0	0	0	0	0	0	0	0	0	0	0	0	0	0	0	0	4	0
CHOI H p	0	0	0	0	0	0	0	0	0	0	0	0	0	0	0	0	0	0	0	0
Totals.....	29	4	7	3	0	0	0	5	3	1	1	0	2	0	0	0	0	27	16	1

CZECH REPUBLIC	IP	H	R	ER	BB	SO	WP	HB	BK	IBB	SH	SF	CI	2B	3B	HR	AB	BF	FO	GO	NP
VYKOUKAL MA L,0-1	5.0	3	1	1	3	0	0	0	0	0	0	1	0	0	0	0	18	22	9	5	85
BRABEC	2.2	4	3	3	1	0	1	1	0	0	0	1	0	0	0	0	10	13	3	4	40
SOBOTKA	0.1	0	0	0	1	0	0	0	0	0	0	0	0	0	0	0	1	2	0	1	7

KOREA	IP	H	R	ER	BB	SO	WP	HB	BK	IBB	SH	SF	CI	2B	3B	HR	AB	BF	FO	GO	NP
YOON W,1-0	8.0	4	0	0	4	5	0	0	0	0	0	0	0	0	0	0	27	31	7	10	98
CHOI H	1.0	0	0	0	1	3	2	0	0	0	0	0	0	0	0	0	4	5	0	1	22

Umpires - HP: Killingsworth J.(CAN) 1B: Behn S. (USA) 2B: Screti M. (ITA) 3B: Drury T. (CAN)
 Scorers: Del Pino C.(CUB), Buitenhuis J.(CAN), Bonden K.(CAN) TC: Yip F.(HKG), Guilizzoni G.(ITA)
 Start: 11:05 Time: 2:25 Attendance: 200 Weather: Sunny and hot
 Game notes: YOON faced 1 batter in the 9th.
 Game: 16

Game Summary – Resumen del Partido 17



Italy vs. France



Jul 26, 2010 at Thunder Bay (Port Arthur Stadium)

ITALY 14 (2-1)

Player	AB	R	H	BI	2B	3B	HR	BB	SB	CS	HP	SH	SF	SO	IBB	KL	GDP	PO	A	E
CARADONNA ss	4	3	1	1	0	0	1	2	0	0	0	0	0	0	0	0	0	3	6	5
SELLAROLI cf	6	2	2	2	1	0	0	0	0	0	0	0	0	1	0	1	0	1	0	0
EBAU lf/c	4	2	1	0	0	0	0	2	0	0	0	0	0	0	0	0	0	3	0	0
GALLI dh	4	1	1	0	0	0	0	0	0	0	0	0	0	2	0	0	0	0	0	0
RASOIRA dh	1	1	0	0	0	0	0	1	0	0	0	0	0	0	0	0	0	0	0	0
MINEO c/lf	2	2	1	1	0	0	0	1	0	0	0	0	0	1	0	0	0	2	0	0
MESCHINI lf	2	1	1	0	0	0	0	0	0	0	0	0	0	1	0	0	0	1	0	1
BENETTI 3b	4	1	2	6	0	1	0	1	0	1	0	0	0	0	0	0	0	1	4	0
AINGER 1b	4	0	1	1	1	0	0	0	0	0	1	0	0	1	0	0	0	13	1	0
MERCURI 2b	4	0	0	1	0	0	0	0	0	0	0	0	1	2	0	2	0	2	4	2
GRIMAUDO rf	5	1	2	1	1	0	0	0	0	0	0	0	0	0	0	0	0	1	0	0
ZAMBELLONI p	0	0	0	0	0	0	0	0	0	0	0	0	0	0	0	0	0	0	0	0
RIVERA p	0	0	0	0	0	0	0	0	0	0	0	0	0	0	0	0	0	0	1	0
Totals.....	40	14	12	13	3	1	1	7	0	1	1	0	1	8	0	3	0	27	16	8

FRANCE 8 (0-3)

Player	AB	R	H	BI	2B	3B	HR	BB	SB	CS	HP	SH	SF	SO	IBB	KL	GDP	PO	A	E
PITCHER cf	5	2	1	1	0	0	0	0	1	0	0	0	0	0	0	0	0	2	0	0
COMBES ss	2	2	1	0	0	0	0	2	0	0	1	0	0	1	0	0	0	2	3	2
PAZ c	5	1	0	2	0	0	0	0	0	0	0	0	0	0	0	0	0	6	3	0
VICENTE 1b	5	0	1	2	1	0	0	0	0	0	0	0	0	2	0	2	1	12	1	1
COOPMAN 3b	3	0	1	0	0	0	0	0	0	0	0	0	0	0	0	0	0	0	2	1
BLONDIN ph/3b	2	1	0	0	0	0	0	0	0	0	0	0	0	0	0	0	0	1	0	0
PATUREL lf	2	1	0	0	0	0	0	0	0	0	1	0	0	1	0	1	0	3	0	0
TOUHARI ph/lf	2	0	0	0	0	0	0	0	0	0	0	0	0	0	0	0	0	0	0	0
DEFONTAINE dh	3	0	0	0	0	0	0	0	0	0	0	0	0	0	0	0	0	0	0	0
DIDIER rf	4	0	0	0	0	0	0	0	0	0	0	0	0	1	0	0	0	0	0	0
RODRIGUEZ 2b	2	0	1	0	0	0	0	1	0	1	1	0	0	0	0	0	0	0	3	0
MONBEIG p	0	0	0	0	0	0	0	0	0	0	0	0	0	0	0	0	0	0	0	0
MOREL p	0	0	0	0	0	0	0	0	0	0	0	0	0	0	0	0	0	0	0	0
SCHLEGEL p	0	0	0	0	0	0	0	0	0	0	0	0	0	0	0	0	0	0	0	0
NEUMANN p/dh	1	1	0	0	0	0	0	0	0	0	1	0	0	0	0	0	0	1	2	0
Totals.....	36	8	5	5	1	0	0	3	1	1	4	0	0	5	0	3	1	27	14	4

ITALY	IP	H	R	ER	BB	SO	WP	HB	BK	IBB	SH	SF	CI	2B	3B	HR	AB	BF	FO	GO	NP
ZAMBELLONI W,1-0	6.0	3	5	1	2	3	3	1	1	0	0	0	0	0	0	0	23	26	1	13	91
RIVERA S,1	3.0	2	3	0	1	2	0	3	0	0	0	0	0	1	0	0	13	17	5	1	65
FRANCE	IP	H	R	ER	BB	SO	WP	HB	BK	IBB	SH	SF	CI	2B	3B	HR	AB	BF	FO	GO	NP
MONBEIG	0.1	3	5	5	2	1	0	0	0	0	0	0	0	0	0	0	4	6	0	0	27
MOREL L,0-1	4.2	4	3	3	2	5	0	1	1	0	0	1	0	2	0	0	17	21	4	5	100
SCHLEGEL	0.0	1	2	0	0	0	0	0	0	0	0	0	0	1	0	0	2	2	0	0	6
NEUMANN	4.0	4	4	4	3	2	1	0	0	0	0	0	0	0	1	1	17	20	3	6	86

Umpires - HP: Down A. (CAN) 1B: Krupa J. (CZE) 2B: Howe S. (AUS) 3B: Wilhem C. (CAN)

Scorers: Buitenhuis J. (CAN), Surkan E. (CAN), Stradeski R. (CAN)

TC: Hoffman R. (GER), Caliendo P. (USA)

Start: 15:00 Time: 3:43 Attendance: 400 Weather: Sunny and hot

Game notes: MOREL faced 1 batter in the 6th. SCHLEGEL faced 2 batters in the 6th.

Game: 17



2010 IBAF World Junior
Baseball Championship
July 23-August 1

2010 IBAF Championnat du
monde de baseball junior
23 juillet au 1 août



THUNDER BAY • ONTARIO • CANADA

Game Summary – Resumen del Partido 18



Chinese Taipei vs. Usa



Jul 26, 2010 at Thunder Bay (Port Arthur Stadium)

CHINESE TAIPEI 0 (2-1)

Player	AB	R	H	BI	2B	3B	HR	BB	SB	CS	HP	SH	SF	SO	IBB	KL	GDP	PO	A	E
LIN Tz 3b	3	0	0	0	0	0	0	0	0	0	0	0	0	0	0	0	0	1	2	0
KO lf	3	0	0	0	0	0	0	0	0	0	0	0	0	1	0	0	0	0	0	0
YANG 2b	2	0	0	0	0	0	0	1	0	0	0	0	0	0	0	0	0	0	1	0
LIN H 1b	3	0	1	0	0	0	0	0	0	0	0	0	0	2	0	0	0	5	0	0
TSAI Y dh	2	0	0	0	0	0	0	1	0	0	0	0	0	1	0	1	0	0	0	0
LIN C rf	3	0	0	0	0	0	0	0	0	0	0	0	0	2	0	0	1	1	0	0
LIAO ss	2	0	1	0	0	0	0	0	0	0	0	0	0	0	0	0	0	3	2	0
LIN Ti c	2	0	0	0	0	0	0	0	0	0	0	0	0	2	0	1	0	6	1	0
OU cf	2	0	0	0	0	0	0	0	0	0	0	0	0	0	0	0	0	2	0	0
WANG p	0	0	0	0	0	0	0	0	0	0	0	0	0	0	0	0	0	0	0	0
HUANG J p	0	0	0	0	0	0	0	0	0	0	0	0	0	0	0	0	0	0	0	0
CHEN P p	0	0	0	0	0	0	0	0	0	0	0	0	0	0	0	0	0	0	0	0
Totals.....	22	0	2	0	0	0	0	2	0	0	0	0	0	8	0	2	1	18	6	0

U.S.A. 10 (3-0)

Player	AB	R	H	BI	2B	3B	HR	BB	SB	CS	HP	SH	SF	SO	IBB	KL	GDP	PO	A	E
WOLTERS 2b	4	1	2	1	2	0	0	0	0	0	0	0	0	1	0	0	1	0	0	0
LINDOR ss	3	2	2	2	0	0	1	0	1	0	1	0	0	1	0	0	0	1	4	0
LITTLEWOOD 3b	3	2	1	0	0	0	0	1	0	0	0	0	0	0	0	0	1	0	2	0
SWIHART 1b	3	2	2	2	0	0	1	0	0	0	1	0	0	1	0	1	0	12	0	0
STARLING cf	4	1	2	0	0	0	0	0	0	0	0	0	0	0	0	0	0	0	0	0
LOPES dh	2	1	1	2	0	0	0	0	0	0	0	0	0	0	0	0	0	0	0	0
DELMONICO dh	2	0	1	0	1	0	0	0	0	0	0	0	0	1	0	0	0	0	0	0
RAGIRA lf	4	0	1	2	1	0	0	0	0	0	0	0	0	1	0	0	0	0	0	0
ALMORA lf	0	0	0	0	0	0	0	0	0	0	0	0	0	0	0	0	0	0	0	0
SOTO c	3	1	1	0	0	0	0	0	0	0	1	0	0	2	0	0	0	7	1	0
LORENZEN rf	2	0	2	0	0	0	0	0	0	0	0	1	0	0	0	0	0	1	0	0
PFEIFER p	0	0	0	0	0	0	0	0	0	0	0	0	0	0	0	0	0	0	0	0
Totals.....	30	10	15	9	4	0	2	1	1	0	3	1	0	7	0	1	2	21	7	0

CHINESE TAIPEI	IP	H	R	ER	BB	SO	WP	HB	BK	IBB	SH	SF	CI	2B	3B	HR	AB	BF	FO	GO	NP
WANG L,0-1	2.1	6	5	5	0	1	1	1	0	0	1	0	0	2	0	1	11	13	2	3	42
HUANG J	2.2	6	3	3	0	3	1	2	0	0	0	0	0	1	0	0	13	15	2	2	49
CHEN P	1.0	3	2	2	1	3	0	0	0	0	0	0	0	1	0	1	6	7	0	0	23

U.S.A.	IP	H	R	ER	BB	SO	WP	HB	BK	IBB	SH	SF	CI	2B	3B	HR	AB	BF	FO	GO	NP
PFEIFER W,1-0	7.0	2	0	0	2	8	0	0	0	0	0	0	0	0	0	0	22	24	2	10	102

Umpires - HP: Perez J. (CUB) 1B: Grieve T. (CAN) 2B: Cass D. (CAN) 3B: Park HY (KOR)

Scorers: Del Pino C. (CUB), Buitenhuis J. (CAN), Larson R. (CAN)

TC: Medina P. (CUB), Baba J. (CAN)

Start: 19:45 Time: 1:49 Attendance: 3200 Weather: Clear

Game notes:

Game: 18



2010 IBAF World Junior
Baseball Championship
July 23-August 1

2010 IBAF Championnat du
monde de baseball junior
23 juillet au 1 août



THUNDER BAY • ONTARIO • CANADA

Game Summary – Resumen del Partido 19



Netherlands vs. Czech Republic



Jul 28, 2010 at Thunder Bay (Baseball Central)

NETHERLANDS 13 (2-2)

Player	AB	R	H	BI	2B	3B	HR	BB	SB	CS	HP	SH	SF	SO	IBB	KL	GDP	PO	A	E
SELTENRIJCH 2b	5	3	3	2	0	0	0	1	0	0	0	0	0	1	0	0	0	3	1	0
URBANUS ss	4	2	3	2	0	0	0	2	1	0	0	0	0	0	0	0	0	1	4	0
DAAL 3b	6	1	1	0	0	0	0	0	1	0	0	0	0	0	0	0	1	2	4	0
GERARD dh	5	0	1	0	0	0	0	0	0	0	0	0	0	0	0	0	0	0	0	0
NIJHOF pr	1	1	0	0	0	0	0	0	0	0	0	0	0	0	0	0	0	0	0	0
ARRIBAS cf/c	3	2	1	0	1	0	0	0	1	0	2	0	0	1	0	1	0	5	0	0
DIRKSEN lf	2	1	0	0	0	0	0	1	0	0	1	0	0	1	0	1	0	0	1	0
ILLIS lf	1	0	0	0	0	0	0	0	0	0	0	0	0	1	0	0	0	0	0	0
MEER rf	5	2	1	3	0	0	0	0	1	0	0	0	0	0	0	0	0	1	1	0
CORNELISE 1b/p	2	1	1	1	1	0	0	2	0	0	0	1	0	1	0	0	0	10	1	1
VISSER c	1	0	0	0	0	0	0	0	0	0	0	0	0	0	0	0	0	2	0	0
KORTSTAM cf	3	0	0	0	0	0	0	0	0	0	1	0	0	2	0	0	0	2	0	0
HIJER p	0	0	0	0	0	0	0	0	0	0	0	0	0	0	0	0	0	1	3	0
RONNENBERGH p	0	0	0	0	0	0	0	0	0	0	0	0	0	0	0	0	0	0	1	0
BOMBENG p	0	0	0	0	0	0	0	0	0	0	0	0	0	0	0	0	0	0	0	0
MEURIS p	0	0	0	0	0	0	0	0	0	0	0	0	0	0	0	0	0	0	0	0
ANGELA 1b/dh	0	0	0	0	0	0	0	0	0	0	0	0	0	0	0	0	0	0	0	0
Totals.....	38	13	11	8	2	0	0	6	4	0	4	1	0	7	0	2	1	27	16	1

CZECH REPUBLIC 4 (0-4)

Player	AB	R	H	BI	2B	3B	HR	BB	SB	CS	HP	SH	SF	SO	IBB	KL	GDP	PO	A	E
SILA 2b	4	2	4	0	0	0	0	1	1	0	0	0	0	0	0	0	0	4	1	0
VYKOUKAL MI dh/c	3	1	1	0	0	0	0	1	0	0	0	1	0	0	0	0	0	2	1	0
CERVENKA c/3b	5	0	1	0	0	0	0	0	0	0	0	0	0	0	0	0	0	4	3	0
SYKORA 1b	4	1	3	3	1	0	0	1	0	0	0	0	0	0	1	0	0	12	0	2
KOCOUR rf	5	0	3	0	0	0	0	0	0	0	0	0	0	2	0	1	0	2	0	0
VRBSKY cf	4	0	1	0	0	0	0	1	0	0	0	0	0	0	0	0	0	2	0	1
ANTOS lf	5	0	2	1	0	0	0	0	0	0	0	0	0	1	0	0	0	0	1	0
SAZAVSKY 3b	2	0	0	0	0	0	0	1	0	0	0	0	0	1	0	0	0	1	2	0
NAVRATIL p	1	0	0	0	0	0	0	0	0	0	0	0	0	0	0	0	0	0	0	0
NEVERIL ss	4	0	0	0	0	0	0	0	0	0	0	0	0	1	0	1	0	0	4	1
MINARIK p	0	0	0	0	0	0	0	0	0	0	0	0	0	0	0	0	0	0	3	0
HAMZA p	1	0	0	0	0	0	0	0	0	0	0	0	0	0	0	0	0	0	0	1
Totals.....	38	4	15	4	1	0	0	5	1	0	0	1	0	5	1	2	0	27	15	5

NETHERLANDS	IP	H	R	ER	BB	SO	WP	HB	BK	IBB	SH	SF	CI	2B	3B	HR	AB	BF	FO	GO	NP
HIJER	4.0	8	4	4	2	1	1	0	0	0	1	0	0	0	0	0	17	20	2	7	64
RONNENBERGH W,1-1	2.0	2	0	0	2	1	0	0	0	0	0	0	0	1	0	0	7	9	2	2	30
BOMBENG	1.2	2	0	0	1	1	0	0	0	1	0	0	0	0	0	0	7	8	3	1	29
MEURIS	0.1	0	0	0	0	0	0	0	0	0	0	0	0	0	0	0	1	1	0	1	4
CORNELISE	1.0	3	0	0	0	2	0	0	0	0	0	0	0	0	0	0	6	6	0	1	22

CZECH REPUBLIC	IP	H	R	ER	BB	SO	WP	HB	BK	IBB	SH	SF	CI	2B	3B	HR	AB	BF	FO	GO	NP
MINARIK	6.0	2	3	1	5	4	1	3	0	0	1	0	0	0	0	0	19	28	3	10	93
HAMZA L,0-1	2.0	4	4	3	1	2	0	1	0	0	0	0	0	0	0	0	9	11	2	1	38
NAVRATIL	1.0	5	6	4	0	1	0	0	0	0	0	0	0	2	0	0	10	10	1	1	28

Umpires - HP: Lautier F. (FRA) 1B: Howe S. (AUS) 2B: Killingsworth J(CAN) 3B: Cass D. (CAN)
 Scorers: Del Pino C. (CUB), Gelmich D. (CAN), Bonden K. (CAN) TC: Medina P. (CUB), Baba J. (CAN)
 Start: 9:04 Time: 3:00 Attendance: 100 Weather: Cloudy
 Game notes: HIJER faced 2 batters in the 5th. RONNENBERGH faced 2 batters in the 7th.
 Game: 19




2010 IBAF World Junior
Baseball Championship
July 23-August 1

2010 IBAF Championnat du
monde de baseball junior
23 juillet au 1 août



THUNDER BAY • ONTARIO • CANADA

Game Summary – Resumen del Partido 20



France vs. Australia



Jul 27, 2010 at Thunder Bay (Port Arthur Stadium)

FRANCE 1 (0-4)

Player	AB	R	H	BI	2B	3B	HR	BB	SB	CS	HP	SH	SF	SO	IBB	KL	GDP	PO	A	E
PITCHER cf	3	0	0	0	0	0	0	0	0	0	0	0	0	1	0	0	0	1	0	1
COMBES ss	3	0	1	0	0	0	0	0	0	0	0	0	0	0	0	0	0	1	1	0
PAZ lf	1	0	0	0	0	0	0	1	1	0	1	0	0	0	0	0	0	1	0	0
VICENTE 1b	3	0	0	0	0	0	0	0	0	0	0	0	0	1	0	0	0	4	0	0
COOPMAN rf	2	1	0	0	0	0	0	1	0	0	0	0	0	1	0	1	0	5	0	0
NEUMANN dh	2	0	1	0	0	0	0	1	0	0	0	0	0	0	0	0	0	0	0	0
LAKMECHE c	1	0	0	0	0	0	0	2	0	0	0	0	0	0	0	0	0	2	0	0
BLONDIN 3b	3	0	0	1	0	0	0	0	0	0	0	0	0	1	0	1	0	1	2	0
RODRIGUEZ 2b	3	0	0	0	0	0	0	0	0	0	0	0	0	2	0	0	0	2	0	1
SCHLEGEL p	0	0	0	0	0	0	0	0	0	0	0	0	0	0	0	0	0	0	0	0
HIGASHIYAMA p	0	0	0	0	0	0	0	0	0	0	0	0	0	0	0	0	0	0	2	0
MAURETTE p	0	0	0	0	0	0	0	0	0	0	0	0	0	0	0	0	0	0	0	0
Totals.....	21	1	2	1	0	0	0	5	1	0	1	0	0	6	0	2	0	17	5	2

AUSTRALIA 16 (1-3)

Player	AB	R	H	BI	2B	3B	HR	BB	SB	CS	HP	SH	SF	SO	IBB	KL	GDP	PO	A	E
CAMPBELL dh	3	2	2	0	1	0	0	0	0	0	0	0	0	0	0	0	0	0	0	0
CORBITT dh	2	2	1	1	0	1	0	0	0	0	0	0	0	0	0	0	0	0	0	0
YOUNIS 2b	5	2	4	6	1	2	0	0	0	0	0	0	0	0	0	0	0	1	2	0
McDONALD J 3b	4	2	2	2	2	0	0	1	0	0	0	0	0	0	0	0	0	1	0	1
BATTAGLIA 1b	5	2	2	2	0	0	1	0	0	0	0	0	0	0	0	0	0	6	0	0
PARISH c	4	3	2	1	0	1	0	1	0	0	0	0	0	0	0	0	0	6	0	0
WHITE rf	4	1	4	1	1	0	0	1	0	0	0	0	0	0	0	0	0	1	1	0
CONE cf	4	0	0	0	0	0	0	1	0	0	0	0	0	1	0	0	0	1	0	0
MORRIS lf	4	1	2	3	0	0	0	0	1	0	1	0	0	0	0	0	0	0	0	0
SHELDON /COL ss	3	1	0	0	0	0	0	0	0	0	1	0	0	0	0	0	0	1	4	0
KILBY p	0	0	0	0	0	0	0	0	0	0	0	0	0	0	0	0	0	1	0	1
DALE p	0	0	0	0	0	0	0	0	0	0	0	0	0	0	0	0	0	0	0	0
Totals.....	38	16	19	16	5	4	1	4	1	0	2	0	0	1	0	0	0	18	7	2

FRANCE	IP	H	R	ER	BB	SO	WP	HB	BK	IBB	SH	SF	CI	2B	3B	HR	AB	BF	FO	GO	NP
SCHLEGEL L,0-1	3.0	10	7	7	2	1	1	1	0	0	0	0	0	4	2	0	19	22	5	3	79
HIGASHIYAMA	2.1	4	5	4	1	0	0	1	0	0	0	0	0	0	1	0	13	15	4	3	45
MAURETTE	0.1	5	4	4	1	0	0	0	0	0	0	0	0	1	1	1	6	7	1	0	19

AUSTRALIA	IP	H	R	ER	BB	SO	WP	HB	BK	IBB	SH	SF	CI	2B	3B	HR	AB	BF	FO	GO	NP
KILBY W,1-0	5.0	1	1	1	5	5	1	1	0	0	0	0	0	0	0	0	17	23	3	7	98
DALE	1.0	1	0	0	0	1	0	0	0	0	0	0	0	0	0	0	4	4	1	1	13

Umpires - HP: Wilhem C. (CAN) 1B: Brandsma J. (NED) 2B: Krupa J. (CZE) 3B: Drury T. (CAN)
 Scorers: Paini AM(ITA), Buitenhuis J.(CAN), Surkan E.(CAN) TC: Yip F.(HKG), Guilizzoni G.(ITA)
 Start: 9:30 Time: 2:27 Attendance: 275 Weather: Overcast
 Game notes: SCHLEGEL faced 1 batter in the 4th.
 Game: 20

Game Summary – Resumen del Partido 21



Chinese Taipei vs. Italy



Jul 28, 2010 at Thunder Bay (Baseball Central)

CHINESE TAIPEI 13 (3-1)

Player	AB	R	H	BI	2B	3B	HR	BB	SB	CS	HP	SH	SF	SO	IBB	KL	GDP	PO	A	E
LIN Tz 3b	4	2	3	2	0	1	0	2	1	1	0	0	0	1	0	1	0	0	1	0
KO lf	3	2	2	2	0	0	0	3	0	0	0	0	0	0	0	0	0	3	0	0
YANG 2b	6	1	1	0	0	0	0	0	0	0	0	0	0	0	0	0	0	2	4	0
LIN H 1b	4	2	2	3	1	0	0	1	0	0	0	0	0	1	0	1	0	9	1	0
PAN ph/1b	0	0	0	0	0	0	0	1	0	0	0	0	0	0	0	0	0	2	0	0
LIN C rf	2	1	0	0	0	0	0	0	0	0	0	0	0	0	0	0	0	0	0	0
LIN F rf	3	0	0	0	0	0	0	1	0	0	0	0	0	0	0	0	1	1	0	0
TSAI Y dh	6	2	2	3	1	0	0	0	0	0	0	0	0	0	0	0	0	0	0	0
LIAO ss	5	1	2	0	1	0	0	1	0	0	0	0	0	0	0	0	0	0	2	0
LIN Ti c	3	0	2	1	1	0	0	0	0	0	0	0	0	1	0	0	0	2	0	0
KUO W c	1	1	0	0	0	0	0	0	0	0	1	0	0	1	0	1	0	6	1	0
OU cf	4	1	1	2	0	0	0	1	1	0	0	0	0	0	0	0	0	1	0	0
CHEN H p	0	0	0	0	0	0	0	0	0	0	0	0	0	0	0	0	0	1	1	0
TSAI H p	0	0	0	0	0	0	0	0	0	0	0	0	0	0	0	0	0	0	2	0
Totals.....	41	13	15	13	4	1	0	10	2	1	1	0	0	4	0	3	1	27	12	0

ITALY 4 (2-2)

Player	AB	R	H	BI	2B	3B	HR	BB	SB	CS	HP	SH	SF	SO	IBB	KL	GDP	PO	A	E
CARADONNA cf	4	0	1	1	0	0	0	0	0	0	0	0	1	0	0	0	0	2	0	0
SELLAROLI rf	5	0	1	0	0	0	0	0	0	0	0	0	0	1	0	0	0	4	0	1
EBAU lf	3	0	0	0	0	0	0	0	0	0	1	0	0	1	0	0	0	0	0	0
BENETTI 3b	4	1	3	0	1	0	0	0	0	0	0	0	0	1	0	0	0	1	8	0
MINEO c	4	0	1	1	0	0	0	0	0	0	0	0	0	1	0	0	0	5	1	0
RASOIRA 2b	4	0	0	0	0	0	0	0	0	0	0	0	0	1	0	1	0	2	4	0
GRIMAUDO dh	4	1	1	0	0	0	0	0	0	0	0	0	0	2	0	0	0	0	0	0
AINGER 1b	1	2	0	0	0	0	0	1	0	0	1	1	0	1	0	0	0	11	0	0
MERCURI ss	4	0	3	1	1	0	0	0	0	0	0	0	0	1	0	0	0	2	0	3
TIBERI p	0	0	0	0	0	0	0	0	0	0	0	0	0	0	0	0	0	0	1	0
MORELLINI p	0	0	0	0	0	0	0	0	0	0	0	0	0	0	0	0	0	0	0	0
ANDREOZZI p	0	0	0	0	0	0	0	0	0	0	0	0	0	0	0	0	0	0	0	0
Totals.....	33	4	10	3	2	0	0	1	0	0	2	1	1	9	0	1	0	27	14	4

CHINESE TAIPEI		IP	H	R	ER	BB	SO	WP	HB	BK	IBB	SH	SF	CI	2B	3B	HR	AB	BF	FO	GO	NP
CHEN H W,1-0		6.0	5	3	3	1	5	3	1	0	0	0	1	0	2	0	0	21	24	6	6	95
TSAI H S,1		3.0	5	1	1	0	4	1	1	0	0	1	0	0	0	0	0	12	14	1	3	52
ITALY		IP	H	R	ER	BB	SO	WP	HB	BK	IBB	SH	SF	CI	2B	3B	HR	AB	BF	FO	GO	NP
TIBERI L,1-1		3.0	8	8	6	6	2	2	0	0	0	0	0	0	3	1	0	17	23	3	3	86
MORELLINI		4.2	5	4	4	3	2	0	1	0	0	0	0	0	1	0	0	18	22	4	6	91
ANDREOZZI		1.1	2	1	0	1	0	0	0	0	0	0	0	0	0	0	0	6	7	0	3	25

Umpires - HP: Wever F. (PAN) 1B: Grieve T. (CAN) 2B: Lautier F. (FRA) 3B: Howe S. (AUS)

Scorers: Del Pino C. (CUB), Dundas G. (CAN), Bonden K. (CAN)

TC: Hoffman R. (GER), Caliendo P. (USA)

Start: 13:00 Time: 3:05 Attendance: 150 Weather: Overcast

Game notes:

Game: 21

Game Summary – Resumen del Partido 22



South Korea vs. Cuba



Jul 27, 2010 at Thunder Bay (Port Arthur Stadium)

KOREA 5 (3-1)

Player	AB	R	H	BI	2B	3B	HR	BB	SB	CS	HP	SH	SF	SO	IBB	KL	GDP	PO	A	E
KANG Ky ss	5	0	0	1	0	0	0	0	0	0	0	0	0	2	0	0	0	4	3	0
JEONG cf	4	0	2	2	0	0	0	1	0	0	0	0	0	0	0	0	0	2	0	0
HOR 3b	3	0	0	0	0	0	0	2	1	0	0	0	0	2	0	0	0	0	0	0
KANG J dh	5	0	1	0	1	0	0	0	0	0	0	0	0	1	0	0	0	0	0	0
HA 1b	3	1	0	0	0	0	0	1	0	0	0	0	0	2	0	1	0	4	1	0
KIM H lf	4	0	1	0	0	0	0	0	0	0	0	0	0	1	0	0	0	0	1	0
MUN rf	4	1	1	0	0	0	0	0	0	0	0	0	0	1	0	0	0	0	0	0
YOO K c	4	1	2	1	1	0	0	0	0	0	0	0	0	0	0	0	0	10	1	0
BAEK pr/c	0	1	0	0	0	0	0	0	0	0	0	0	0	0	0	0	0	1	0	0
KANG B 2b	4	1	2	0	0	0	0	0	0	0	0	0	0	1	0	0	0	6	2	1
CHOI H p	0	0	0	0	0	0	0	0	0	0	0	0	0	0	0	0	0	0	1	1
YOO C p	0	0	0	0	0	0	0	0	0	0	0	0	0	0	0	0	0	0	1	0
Totals.....	36	5	9	4	2	0	0	4	1	0	0	0	0	10	0	1	0	27	10	2

CUBA 3 (3-1)

Player	AB	R	H	BI	2B	3B	HR	BB	SB	CS	HP	SH	SF	SO	IBB	KL	GDP	PO	A	E
BALAGUERT cf	5	0	2	0	0	0	0	0	0	0	0	0	0	2	0	1	0	1	0	0
RIVALTA ss	3	0	0	0	0	0	0	1	0	1	0	1	0	1	0	0	0	1	1	1
IBANEZ dh	3	1	0	0	0	0	0	2	1	0	0	0	0	0	0	0	0	0	0	0
SOLER rf	2	0	0	0	0	0	0	3	1	0	0	0	0	0	0	0	0	0	0	0
AVILES 1b	4	0	1	1	0	0	0	0	0	0	0	0	0	1	0	0	0	7	0	1
JIMENEZ lf	4	1	2	1	0	0	1	0	0	0	0	0	0	2	0	0	0	3	1	0
RAMIREZ pr/lf	0	0	0	0	0	0	0	0	0	0	0	0	0	0	0	0	0	0	0	0
HERNANDEZ S 3b	4	1	2	1	0	0	1	0	0	0	0	0	0	1	0	0	0	3	3	1
CRESPO c	3	0	0	0	0	0	0	1	0	0	0	0	0	2	0	0	0	10	2	0
GOURRIELL 2b	3	0	0	0	0	0	0	0	0	0	0	0	0	1	0	1	0	2	1	0
RIVAS ph	1	0	0	0	0	0	0	0	0	0	0	0	0	0	0	0	0	0	0	0
GARCIA 2b	0	0	0	0	0	0	0	0	0	0	0	0	0	0	0	0	0	0	0	0
NUNEZ p	0	0	0	0	0	0	0	0	0	0	0	0	0	0	0	0	0	0	0	0
CASANOVA p	0	0	0	0	0	0	0	0	0	0	0	0	0	0	0	0	0	0	1	0
VALENTIN p	0	0	0	0	0	0	0	0	0	0	0	0	0	0	0	0	0	0	0	0
BARO' p	0	0	0	0	0	0	0	0	0	0	0	0	0	0	0	0	0	0	0	0
Totals.....	32	3	7	3	0	0	2	7	2	1	0	1	0	10	0	2	0	27	9	3

KOREA	IP	H	R	ER	BB	SO	WP	HB	BK	IBB	SH	SF	CI	2B	3B	HR	AB	BF	FO	GO	NP
CHOI H	4.2	3	3	3	6	7	0	0	1	0	0	0	0	0	0	2	16	22	4	2	107
YOO C W,1-1	4.1	4	0	0	1	3	1	0	0	0	1	0	0	0	0	0	16	18	4	5	70
CUBA	IP	H	R	ER	BB	SO	WP	HB	BK	IBB	SH	SF	CI	2B	3B	HR	AB	BF	FO	GO	NP
NUNEZ	4.2	5	3	0	1	3	0	0	0	0	0	0	0	1	0	0	20	21	6	4	93
CASANOVA L,0-1	3.2	4	2	1	1	6	0	0	0	0	0	0	0	1	0	0	14	15	2	1	52
VALENTIN	0.1	0	0	0	2	1	1	0	1	0	0	0	0	0	0	0	1	3	0	0	23
BARO'	0.1	0	0	0	0	0	0	0	0	0	0	0	0	0	0	0	1	1	0	1	2

Umpires - HP: Chang C. (TPE) 1B: Wilhem C. (CAN) 2B: Behn S. (USA) 3B: Krupa J. (CZE)

Scorers: Stradeski R. (CAN), Buitenhuis J. (CAN), Galbraith L. (CAN)

TC: Baba J. (CAN), Yip F. (HKG)

Start: 14:05 Time: 3:32 Attendance: 1200 Weather: Overcast

Game notes:

Game: 22



2010 IBAF World Junior
Baseball Championship
July 23-August 1

2010 IBAF Championnat du
monde de baseball junior
23 juillet au 1 août



THUNDER BAY • ONTARIO • CANADA

Game Summary – Resumen del Partido 23



Venezuela vs. Usa



Jul 27, 2010 at Thunder Bay (Baseball Central)

VENEZUELA 7 (2-2)

Player	AB	R	H	BI	2B	3B	HR	BB	SB	CS	HP	SH	SF	SO	IBB	KL	GDP	PO	A	E
FLORES cf/2b	4	3	1	0	0	0	0	0	1	0	1	0	0	1	0	0	0	3	0	0
MENEZ ss	5	0	1	0	1	0	0	0	0	0	0	0	0	1	0	0	0	0	1	1
PACHECO lf	3	1	1	0	0	0	0	2	0	0	0	0	0	0	0	0	0	2	0	0
FUENMAYOR 1b	3	2	1	3	0	0	1	2	0	0	0	0	0	1	0	0	0	9	0	0
ASCANIO 3b	3	1	1	1	0	0	0	2	0	0	0	0	0	0	0	0	0	1	5	0
DUANTE dh	4	0	1	0	0	0	0	0	0	0	0	0	0	2	0	0	0	0	0	0
JIMENEZ dh	1	0	0	0	0	0	0	0	0	0	0	0	0	1	0	0	0	0	0	0
CASTILLO rf	5	0	1	0	0	0	0	0	0	1	0	0	0	1	0	0	0	1	1	0
SEQUERA c	4	0	0	0	0	0	0	1	0	0	0	0	0	1	0	0	0	5	2	0
GARCIA 2b	4	0	1	1	0	0	0	0	0	0	0	0	0	0	0	0	0	3	1	1
AROCHA cf	0	0	0	0	0	0	0	0	0	0	0	0	0	0	0	0	0	0	0	0
BRACHO p	0	0	0	0	0	0	0	0	0	0	0	0	0	0	0	0	0	0	0	1
OTOMENDY p	0	0	0	0	0	0	0	0	0	0	0	0	0	0	0	0	0	0	0	0
VALENZUELA p	0	0	0	0	0	0	0	0	0	0	0	0	0	0	0	0	0	0	0	0
BLANCHARD p	0	0	0	0	0	0	0	0	0	0	0	0	0	0	0	0	0	0	0	0
ROJAS p	0	0	0	0	0	0	0	0	0	0	0	0	0	0	0	0	0	0	0	0
BASTIDAS p	0	0	0	0	0	0	0	0	0	0	0	0	0	0	0	0	0	0	1	0
Totals.....	36	7	8	5	1	0	1	7	1	1	1	0	0	8	0	0	0	24	11	3

U.S.A. 14 (4-0)

Player	AB	R	H	BI	2B	3B	HR	BB	SB	CS	HP	SH	SF	SO	IBB	KL	GDP	PO	A	E
WOLTERS 2b	4	3	0	0	0	0	0	1	1	0	1	0	0	1	0	1	1	1	0	0
LINDOR ss	5	2	3	1	2	0	0	0	1	0	0	1	0	0	0	0	0	3	2	2
LITTLEWOOD 3b	5	2	2	1	0	0	0	1	1	0	0	0	0	1	0	1	0	1	1	0
SWIHART 1b	6	1	3	4	2	0	1	0	0	0	0	0	0	2	0	0	0	5	3	0
STARLING cf	2	2	1	0	0	0	0	3	0	0	0	0	0	0	0	0	0	0	0	0
DELMONICO dh	4	2	1	2	0	0	1	1	0	0	0	0	0	0	0	0	0	0	0	0
RAGIRA lf	2	0	1	1	0	0	0	2	0	0	0	0	0	0	0	0	0	5	0	0
ALMORA pr/lf	1	0	0	0	0	0	0	0	0	0	0	0	0	0	0	0	0	1	0	0
SOTO c	3	1	0	1	0	0	0	1	0	0	1	0	0	1	0	0	0	9	0	0
LORENZEN rf	4	1	2	1	0	0	0	0	0	0	1	0	0	0	0	0	0	1	1	0
OWENS p	0	0	0	0	0	0	0	0	0	0	0	0	0	0	0	0	0	1	1	1
JACQUEZ p	0	0	0	0	0	0	0	0	0	0	0	0	0	0	0	0	0	0	0	0
HOCHSTTTER p	0	0	0	0	0	0	0	0	0	0	0	0	0	0	0	0	0	0	0	1
McCULLERS p	0	0	0	0	0	0	0	0	0	0	0	0	0	0	0	0	0	0	0	0
Totals.....	36	14	13	11	4	0	2	9	3	0	3	1	0	5	0	2	1	27	8	4

VENEZUELA	IP	H	R	ER	BB	SO	WP	HB	BK	IBB	SH	SF	CI	2B	3B	HR	AB	BF	FO	GO	NP
BRACHO	3.0	5	4	2	0	2	0	1	0	0	0	0	0	1	0	1	14	15	3	3	62
OTOMENDY L,0-1	1.0	3	1	1	0	0	0	0	0	0	0	0	0	1	0	0	5	5	0	2	22
VALENZUELA	0.1	1	3	3	2	1	0	0	0	0	0	0	0	0	0	0	2	4	0	0	21
BLANCHARD	1.0	1	1	1	1	1	0	2	0	0	0	0	0	0	0	1	4	7	2	0	20
ROJAS	0.1	0	0	0	2	0	0	0	0	0	0	0	0	0	0	0	1	3	0	1	12
BASTIDAS	2.1	3	5	4	4	1	2	0	0	0	1	0	0	2	0	0	10	15	4	2	60
U.S.A.	IP	H	R	ER	BB	SO	WP	HB	BK	IBB	SH	SF	CI	2B	3B	HR	AB	BF	FO	GO	NP
OWENS	4.1	7	4	3	0	4	1	1	0	0	0	0	0	1	0	1	20	21	6	2	71
JACQUEZ W,1-0	2.0	1	3	1	3	1	3	0	0	0	0	0	0	0	0	0	7	10	3	2	45
HOCHSTTTER	1.2	0	0	0	1	1	0	0	0	0	0	0	0	0	0	0	6	7	3	0	29
McCULLERS	1.0	0	0	0	3	2	0	0	0	0	0	0	0	0	0	0	3	6	0	1	34

Umpires - HP: Brandsma J. (NED) 1B: Cass D. (CAN) 2B: Downs A. (CAN) 3B: Wever F. (PAN)
 Scorers: Del Pino C. (CUB), Gelmich D. (CAN), Bonden K. (CAN) TC: Medina P. (CUB), Guillizoni G. (ITA)
 Start: 17:04 Time: 3:51 Attendance: 400 Weather: Sunny
 Game notes: BRACHO faced 2 batters in the 4th. OTOMENDY faced 1 batter in the 5th.
 Game: 23



2010 IBAF World Junior
Baseball Championship
July 23-August 1

2010 IBAF Championnat du
monde de baseball junior
23 juillet au 1 août



THUNDER BAY • ONTARIO • CANADA

Game Summary – Resumen del Partido 24



Panama vs. Canada



Jul 27, 201 at Thunder Bay (Port Arthur Stadium)

PANAMA 2 (1-3)

Player	AB	R	H	BI	2B	3B	HR	BB	SB	CS	HP	SH	SF	SO	IBB	KL	GDP	PO	A	E
TORRES ss/p	5	0	2	1	0	0	0	0	0	0	0	0	0	0	0	0	0	1	2	1
AMAYA cf	5	0	0	0	0	0	0	0	0	0	0	0	0	1	0	0	0	2	0	0
APU c	5	0	0	1	0	0	0	0	0	0	0	0	0	0	0	0	0	4	0	0
MADRIGALES 1b	3	0	0	0	0	0	0	0	0	0	0	0	0	2	0	0	0	8	0	1
MIRANDA 1b	2	0	0	0	0	0	0	0	0	0	0	0	0	0	0	0	0	2	0	0
SEMPRIS rf	3	0	1	0	0	0	0	1	0	0	0	0	0	0	0	0	0	1	0	0
ARAUZ 2b/ss	3	0	1	0	0	0	0	1	0	0	0	0	0	1	0	0	0	1	3	0
CONCEPCION lf	2	0	0	0	0	0	0	1	1	0	0	0	0	2	0	0	0	2	0	0
COX lf	1	1	1	0	0	0	0	0	0	0	0	0	0	0	0	0	0	0	0	0
SANJUR 3b	4	1	0	0	0	0	0	0	0	0	0	0	0	0	0	0	0	1	2	0
CHIN dh	1	0	0	0	0	0	0	1	0	0	0	0	0	0	0	0	0	0	0	0
MORALES 2b	2	0	0	0	0	0	0	0	0	0	0	0	0	0	0	0	0	2	1	0
QUIROZ p	0	0	0	0	0	0	0	0	0	0	0	0	0	0	0	0	0	0	1	0
SANTAMARIA p	0	0	0	0	0	0	0	0	0	0	0	0	0	0	0	0	0	0	0	0
CEDENO Jos p	0	0	0	0	0	0	0	0	0	0	0	0	0	0	0	0	0	0	0	0
Totals.....	36	2	5	2	0	0	0	4	1	0	0	0	0	6	0	0	0	24	9	2

CANADA 9 (3-1)

Player	AB	R	H	BI	2B	3B	HR	BB	SB	CS	HP	SH	SF	SO	IBB	KL	GDP	PO	A	E
FORCIER lf	2	1	0	0	0	0	0	1	0	0	0	0	0	0	0	0	0	2	0	0
CALBICK ph/lf	2	1	2	0	1	0	0	0	0	0	0	0	0	0	0	0	0	0	0	0
DAILEY 3b	5	1	1	1	1	0	0	0	0	0	0	0	0	2	0	0	0	0	1	1
POMPEY cf	3	1	1	2	1	0	0	1	2	0	0	0	0	0	0	0	0	3	0	0
BOSTON 1b	0	0	0	1	0	0	0	0	0	0	0	0	1	0	0	0	0	5	0	0
DEGLAN c	4	1	1	0	0	0	0	1	0	0	0	0	0	1	1	0	0	5	1	0
ATKINSON ss	5	0	1	1	0	0	0	0	0	0	0	0	0	0	0	0	0	1	7	2
DIEDRICK dh	4	0	3	2	1	0	0	1	0	0	0	0	0	0	0	0	0	0	0	0
HARRIS lb/cf	5	1	2	0	0	0	0	0	0	0	0	0	0	0	0	0	0	9	0	0
WICK rf	3	2	1	1	1	0	0	2	0	0	0	0	0	0	0	0	0	1	1	0
RALPH 2b	5	1	2	1	0	0	0	0	0	0	0	0	0	1	0	0	0	1	2	1
ELLIS p	0	0	0	0	0	0	0	0	0	0	0	0	0	0	0	0	0	0	2	0
PIERCE p	0	0	0	0	0	0	0	0	0	0	0	0	0	0	0	0	0	0	0	0
BARDIS p	0	0	0	0	0	0	0	0	0	0	0	0	0	0	0	0	0	0	1	0
PAQUET p	0	0	0	0	0	0	0	0	0	0	0	0	0	0	0	0	0	0	0	0
PIVETTA p	0	0	0	0	0	0	0	0	0	0	0	0	0	0	0	0	0	0	0	0
Totals.....	38	9	14	9	5	0	0	6	2	0	0	0	1	4	1	0	1	27	14	4

PANAMA	IP	H	R	ER	BB	SO	WP	HB	BK	IBB	SH	SF	CI	2B	3B	HR	AB	BF	FO	GO	NP
QUIROZ L,0-1	1.1	5	5	4	2	1	1	0	0	1	0	0	0	2	0	0	10	12	1	2	59
SANTAMARIA	2.0	0	0	0	2	0	1	0	0	0	0	0	0	0	0	0	7	9	2	4	41
CEDENO Jos	2.0	5	3	3	0	1	0	0	0	0	0	0	0	2	0	0	10	10	2	2	33
TORRES	0.2	3	1	1	1	0	0	0	0	0	0	0	0	1	0	0	5	6	2	0	29
ARAUZ	2.0	1	0	0	1	2	0	0	0	0	0	1	0	0	0	0	6	8	2	2	26

CANADA	IP	H	R	ER	BB	SO	WP	HB	BK	IBB	SH	SF	CI	2B	3B	HR	AB	BF	FO	GO	NP
ELLIS	4.0	2	0	0	0	2	0	0	0	0	0	0	0	0	0	0	14	14	5	5	48
PIERCE W,1-0	2.0	0	0	0	4	2	0	0	0	0	0	0	0	0	0	0	7	11	1	3	60
BARDIS	1.0	1	0	0	0	0	0	0	0	0	0	0	0	0	0	0	4	4	0	3	17
PAQUET	1.0	0	0	0	0	1	0	0	0	0	0	0	0	0	0	0	4	4	0	2	15
PIVETTA	1.0	2	2	1	0	1	0	0	0	0	0	0	0	0	0	0	7	7	1	1	22

Umpires - HP: Perez J. (CUB) 1B: Screti M. (ITA) 2B: Behn S. (USA) 3B: Park H. (KOR)
 Scorers: Buitenhuis J. (CAN), Larson R. (CAN), Galbraith L. (CAN)
 TC: Caliendo P. (USA), Hoffman R. (GER)
 Start: 19:00 Time: 3:09 Attendance: 4200 Weather: Overcast
 Game notes: TORRES faced 3 batters in the 7th.
 Game: 24



2010 IBAF World Junior
Baseball Championship
July 23-August 1

2010 IBAF Championnat du
monde de baseball junior
23 juillet au 1 août



THUNDER BAY • ONTARIO • CANADA

Game Summary – Resumen del Partido 25



Italy vs. Australia



Jul 28, 2010 at Thunder Bay (Baseball Central)

ITALY 4 (2-3)

Player	AB	R	H	BI	2B	3B	HR	BB	SB	CS	HP	SH	SF	SO	IBB	KL	GDP	PO	A	E
CARADONNA ss	3	1	2	2	0	0	1	1	0	0	0	0	0	0	0	0	0	0	1	3
SELLAROLI cf	3	0	0	0	0	0	0	0	0	0	1	0	0	2	0	0	0	1	1	0
EBAU lf/rf	3	1	0	0	0	0	0	1	0	0	0	0	0	0	0	0	1	2	1	0
BENETTI 3b	3	0	0	0	0	0	0	1	0	0	0	0	0	3	0	0	0	2	2	0
MINEO c	3	0	0	0	0	0	0	1	0	0	0	0	0	1	0	0	0	4	1	1
VARIN dh	3	1	1	2	0	0	1	1	0	0	0	0	0	0	0	0	0	0	0	0
GRIMAUDO rf/lf	2	0	0	0	0	0	0	1	0	0	0	0	0	2	0	1	0	3	0	0
AINGER 1b	1	1	1	0	0	0	0	1	0	0	1	0	0	0	0	0	0	3	0	0
MERCURI 2b	3	0	1	0	0	0	0	0	0	0	0	0	0	1	0	0	0	5	1	0
CREPALDI p	0	0	0	0	0	0	0	0	0	0	0	0	0	0	0	0	0	0	1	0
MESCHINI p	0	0	0	0	0	0	0	0	0	0	0	0	0	0	0	0	0	0	1	0
PANCIROLI p	0	0	0	0	0	0	0	0	0	0	0	0	0	0	0	0	0	0	0	1
GHEÑO p	0	0	0	0	0	0	0	0	0	0	0	0	0	0	0	0	0	0	0	0
Totals.....	24	4	5	4	0	0	2	7	0	0	2	0	0	9	0	1	1	20	9	5

AUSTRALIA 14 (2-3)

Player	AB	R	H	BI	2B	3B	HR	BB	SB	CS	HP	SH	SF	SO	IBB	KL	GDP	PO	A	E
CAMPBELL dh	5	1	3	1	1	0	0	0	0	1	0	0	0	1	0	0	0	0	0	0
YOUNIS 2b	5	1	3	2	0	0	0	0	1	0	0	0	0	0	0	0	0	3	4	0
McDONALD J 3b	5	1	1	1	1	0	0	0	0	0	0	0	0	1	0	0	0	1	0	0
BATTAGLIA c	5	1	1	1	1	0	0	0	0	0	0	0	0	0	0	0	0	9	1	0
PARISH 1b	4	3	2	1	0	1	0	0	0	0	0	0	0	0	0	0	0	4	0	0
WHITE rf	3	1	1	0	0	0	0	1	1	0	0	0	0	1	0	0	0	0	0	0
CONE cf	3	2	1	1	0	0	0	1	1	0	0	0	0	1	0	0	0	3	0	0
MORRIS lf	4	1	2	2	0	0	0	0	0	0	0	0	0	1	0	0	0	0	0	0
SHELDON /COL ss	4	3	3	3	1	0	0	0	0	0	0	0	0	0	0	0	0	1	2	0
McGRATH p	0	0	0	0	0	0	0	0	0	0	0	0	0	0	0	0	0	0	0	0
CORBITT p	0	0	0	0	0	0	0	0	0	0	0	0	0	0	0	0	0	0	0	0
Totals.....	38	14	17	12	4	1	0	2	3	1	0	0	0	5	0	0	0	21	7	0

ITALY	IP	H	R	ER	BB	SO	WP	HB	BK	IBB	SH	SF	CI	2B	3B	HR	AB	BF	FO	GO	NP
CREPALDI	2.0	2	0	0	0	1	0	0	0	0	0	0	0	0	0	0	7	7	2	2	29
MESCHINI L,0-1	1.1	6	6	4	1	0	0	0	0	0	0	0	0	0	0	0	9	10	0	2	33
PANCIROLI	1.1	3	3	0	1	4	1	0	0	0	0	0	0	1	0	0	9	10	1	0	32
GHEÑO	2.0	6	5	4	0	0	0	0	0	0	0	0	0	3	1	0	13	13	6	0	49

AUSTRALIA	IP	H	R	ER	BB	SO	WP	HB	BK	IBB	SH	SF	CI	2B	3B	HR	AB	BF	FO	GO	NP
McGRATH W,1-0	5.0	4	4	4	5	7	0	2	0	0	0	0	0	0	0	2	18	25	5	2	93
CORBITT	2.0	1	0	0	2	2	0	0	0	0	0	0	0	0	0	0	6	8	0	3	30

Umpires - HP: Behn S. (CAN) 1B: Downs A. (CAN) 2B: Park H. (KOR) 3B: Drury T. (CAN)

Scorers: Del Pino C. (CUB), Gelmich D. (CAN)

TC: Yip F. (TPE), Medina P. (CUB)

Start: 09:03 Time: 02:32 Attendance: 125 Weather: CLOUDY

Game notes:

Game: 25



2010 IBAF World Junior
Baseball Championship
July 23-August 1

2010 IBAF Championnat du
monde de baseball junior
23 juillet au 1 août




THUNDER BAY • ONTARIO • CANADA

Game Summary – Resumen del Partido 26



Usa vs. France



Jul 28, 2010 at Thunder Bay (Port Arthur Stadium)

U.S.A. 16 (5-0)

Player	AB	R	H	BI	2B	3B	HR	BB	SB	CS	HP	SH	SF	SO	IBB	KL	GDP	PO	A	E
WOLTERS 2b	4	2	2	1	0	0	1	0	0	0	1	0	0	0	0	0	0	1	2	0
LINDOR ss	4	1	3	0	1	0	0	0	0	0	1	0	0	0	0	0	1	1	2	0
LITTLEWOOD 3b	4	2	1	1	0	0	0	0	0	0	0	0	0	1	0	1	0	0	1	0
SWIHART c	4	3	2	1	1	0	0	0	0	0	0	0	0	0	0	0	0	4	0	0
STARLING cf	2	2	1	3	0	0	1	2	0	0	0	0	0	0	0	0	0	0	0	0
DELMONICO dh	2	1	1	0	1	0	0	0	0	0	0	0	0	0	0	0	0	0	0	0
McCULLERS ph	1	1	1	4	0	0	1	1	0	0	0	0	0	0	0	0	0	0	0	0
RAGIRA lf	2	1	1	1	0	0	1	0	0	0	0	0	0	0	0	0	0	0	0	0
ALMORA lf	1	0	0	1	0	0	0	0	0	0	0	0	1	0	0	0	0	0	0	0
LOPES lb	3	2	1	1	1	0	0	1	0	0	0	0	0	0	0	0	0	8	1	0
LORENZEN rf	3	1	2	3	1	0	1	1	0	0	0	0	0	0	0	0	0	0	0	0
CAMARENA p	0	0	0	0	0	0	0	0	0	0	0	0	0	0	0	0	0	1	2	0
Totals.....	30	16	15	16	5	0	5	5	0	0	2	0	1	1	0	1	1	15	8	0

FRANCE 0 (0-5)

Player	AB	R	H	BI	2B	3B	HR	BB	SB	CS	HP	SH	SF	SO	IBB	KL	GDP	PO	A	E
PITCHER cf	2	0	0	0	0	0	0	0	0	0	0	0	0	1	0	1	0	1	0	0
COMBES ss	2	0	1	0	0	0	0	0	0	0	0	0	0	0	0	0	0	1	1	2
PAZ c/lf	2	0	1	0	0	0	0	0	0	0	0	0	0	0	0	0	1	2	0	0
COOPMAN dh	2	0	0	0	0	0	0	0	0	0	0	0	0	1	0	0	0	0	0	0
VICENTE lb	1	0	0	0	0	0	0	0	0	0	1	0	0	0	0	0	0	4	1	0
PATUREL lf	1	0	0	0	0	0	0	0	0	0	0	0	0	0	0	0	0	1	0	0
DEFONTAINE c	1	0	0	0	0	0	0	0	0	0	0	0	0	0	0	0	1	0	0	0
DIDIER rf	2	0	0	0	0	0	0	0	0	0	0	0	0	0	0	0	0	4	0	0
BLONDIN 3b	1	0	0	0	0	0	0	0	0	0	0	0	0	1	0	1	0	0	1	0
MAURETTE 2b	1	0	0	0	0	0	0	0	0	0	0	0	0	1	0	0	0	1	2	0
FACCENDI p	0	0	0	0	0	0	0	0	0	0	0	0	0	0	0	0	0	1	0	0
MONBEIG p	0	0	0	0	0	0	0	0	0	0	0	0	0	0	0	0	0	0	0	0
MORIN p	0	0	0	0	0	0	0	0	0	0	0	0	0	0	0	0	0	0	0	0
Totals.....	15	0	2	0	0	0	0	0	0	0	1	0	0	4	0	2	2	15	5	2

U.S.A. IP H R ER BB SO WP HB BK IBB SH SF CI 2B 3B HR AB BF FO GO NP

CAMARENA W,1-0 5.0 2 0 0 0 4 0 1 0 0 0 0 0 0 0 0 0 15 16 0 9 51

FRANCE IP H R ER BB SO WP HB BK IBB SH SF CI 2B 3B HR AB BF FO GO NP

FACCENDI L,0-1 2.1 8 7 7 2 0 0 0 0 0 0 0 0 3 0 3 15 17 2 5 56

MONBEIG 1.2 3 4 4 2 1 0 2 0 0 0 1 0 1 0 1 7 12 4 0 44

MORIN 1.0 4 5 3 1 0 0 0 0 0 0 0 0 1 0 1 8 9 1 1 30

Umpires - HP: Killingsworth J(CAN) 1B: Krupa J. (CZE) 2B: Perez J. (CUB) 3B: Chang C. (TPE)

Scorers: Paini AM (ITA), Buitenhuis J. (CAN), Surkan E. (CAN)

TC: Baba J. (CAN), Guilizzoni G. (ITA)

Start: 9:32 Time: 1:36 Attendance: 225 Weather: Clear and windy

Game notes: MONBEIG faced 2 batters in the 5th.

Game: 26



2010 IBAF World Junior
Baseball Championship
July 23-August 1

2010 IBAF Championnat du
monde de baseball junior
23 juillet au 1 août



THUNDER BAY • ONTARIO • CANADA

Game Summary – Resumen del Partido 27



Cuba vs. Netherlands



Jul 28, 201 at Thunder Bay (Baseball Central)

CUBA 8 (3-2)

Player	AB	R	H	BI	2B	3B	HR	BB	SB	CS	HP	SH	SF	SO	IBB	KL	GDP	PO	A	E
IBANEZ dh	2	2	0	0	0	0	0	1	0	0	0	0	0	0	0	0	0	0	0	0
RIVAS dh	4	1	1	0	0	0	0	0	0	0	0	0	0	0	0	0	1	0	0	0
AVILES lb	4	2	2	2	0	0	0	2	1	0	0	0	0	0	1	0	0	12	0	0
SOLER rf	3	1	3	1	0	1	0	2	0	0	0	0	0	0	0	0	0	2	0	0
JIMENEZ lf	2	0	0	3	0	0	0	2	1	0	0	0	1	0	0	0	0	1	0	0
HERNANDEZ S 3b	4	0	0	1	0	0	0	1	0	0	0	0	0	1	0	0	1	0	2	0
CRESCO c	2	0	0	0	0	0	0	1	0	0	0	0	0	0	0	0	0	4	1	0
FUSTE c	2	0	0	0	0	0	0	0	0	0	0	0	0	0	0	0	0	3	0	0
GARCIA 2b	3	0	1	0	0	0	0	1	0	0	0	0	0	1	0	1	0	3	3	0
RAMIREZ 2b	0	0	0	0	0	0	0	1	0	0	0	0	0	0	0	0	0	0	0	0
GOURRIELL 2b	0	0	0	0	0	0	0	0	0	0	0	0	0	0	0	0	0	0	0	0
RIVALTA ss	5	1	2	0	1	0	0	0	0	0	0	0	0	0	0	0	2	2	6	0
BALAGUERT cf	4	1	1	1	1	0	0	0	0	0	1	0	0	1	0	1	1	2	0	0
CASTILLO p	0	0	0	0	0	0	0	0	0	0	0	0	0	0	0	0	0	0	1	0
LUIS p	0	0	0	0	0	0	0	0	0	0	0	0	0	0	0	0	0	0	0	0
QUESADA p	0	0	0	0	0	0	0	0	0	0	0	0	0	0	0	0	0	0	0	0
BARO' p	0	0	0	0	0	0	0	0	0	0	0	0	0	0	0	0	0	0	0	0
CASANOVA p	0	0	0	0	0	0	0	0	0	0	0	0	0	0	0	0	0	0	0	0
VALENTIN p	0	0	0	0	0	0	0	0	0	0	0	0	0	0	0	0	0	0	0	0
Totals.....	35	8	10	8	2	1	0	11	2	0	1	0	1	3	1	2	5	29	13	0

NETHERLANDS 9 (3-2)

Player	AB	R	H	BI	2B	3B	HR	BB	SB	CS	HP	SH	SF	SO	IBB	KL	GDP	PO	A	E
SELTENRIJCH 2b	6	1	0	1	0	0	0	0	0	0	1	0	0	5	0	1	0	7	5	0
URBANUS ss	5	0	2	0	0	0	0	1	0	1	0	0	0	0	1	0	0	2	6	0
DAAL 3b	5	0	1	0	0	0	0	1	0	0	0	0	0	1	0	0	0	3	6	2
GERARD dh	2	0	1	0	1	0	0	0	0	0	0	0	0	1	0	0	0	0	0	0
NIJHOF dh	2	0	0	2	0	0	0	1	0	0	1	0	0	0	0	0	0	1	0	0
ARRIBAS cf	2	0	0	0	0	0	0	0	0	0	0	0	0	0	0	0	0	0	0	0
KORTSTAM cf	0	1	0	1	0	0	0	2	0	0	1	0	0	0	0	0	0	2	0	0
DIRKSEN lf	4	1	1	1	0	0	0	1	0	0	0	0	0	0	0	0	0	0	0	0
MEER lb	2	2	1	0	0	0	0	1	0	0	1	0	0	0	0	0	0	11	0	0
CORNELISE ph/lb	1	0	0	0	0	0	0	0	0	0	0	0	0	0	0	0	0	2	0	0
VISSER c	3	3	0	0	0	0	0	2	0	0	0	0	0	1	0	0	0	3	0	0
ILLIS rf	4	1	2	1	0	0	0	1	0	0	0	0	0	0	0	0	0	0	0	0
MEURIS p	0	0	0	0	0	0	0	0	0	0	0	0	0	0	0	0	0	0	0	0
ANGELA p	0	0	0	0	0	0	0	0	0	0	0	0	0	0	0	0	0	0	0	0
GEESTMAN p	0	0	0	0	0	0	0	0	0	0	0	0	0	0	0	0	0	0	1	0
Totals.....	36	9	8	6	1	0	0	10	0	1	4	0	0	8	1	1	1	30	18	2

CUBA	IP	H	R	ER	BB	SO	WP	HB	BK	IBB	SH	SF	CI	2B	3B	HR	AB	BF	FO	GO	NP
CASTILLO	6.0	7	0	0	0	4	0	1	0	0	0	0	0	1	0	0	23	24	4	8	91
LUIS	1.0	0	2	2	2	1	1	1	0	0	0	0	0	0	0	0	4	7	1	2	30
QUESADA	0.0	1	3	3	2	0	0	0	0	0	0	0	0	0	0	0	1	3	0	0	15
BARO'	0.0	0	3	3	2	0	1	1	0	0	0	0	0	0	0	0	0	3	0	0	12
CASANOVA	0.2	0	0	0	2	0	0	1	0	0	0	0	0	0	0	0	2	5	2	0	23
VALENTIN L,1-1	2.0	0	1	0	2	3	1	0	0	1	0	0	0	0	0	0	6	8	1	2	38

NETHERLANDS	IP	H	R	ER	BB	SO	WP	HB	BK	IBB	SH	SF	CI	2B	3B	HR	AB	BF	FO	GO	NP
MEURIS	1.2	3	5	4	3	1	0	0	0	0	0	0	0	2	0	0	8	11	0	4	44
ANGELA	3.1	4	0	0	5	0	0	0	0	0	0	0	0	0	0	0	11	16	0	7	56
GEESTMAN W,1-0	5.0	3	3	2	3	2	1	1	0	1	0	1	0	0	1	0	16	21	5	6	69

Umpires - HP: Drury T. (CAN) 1B: Screti M. (ITA) 2B: Wever F. (PAN) 3B: Lautier F. (FRA)
 Scorers: Del Pino C. (CUB), Dundas G. (CAN), Bonden K. (CAN) TC: Caliendo P. (USA), Yip F. (HKG)
 Start: 12:40 Time: 03:45 Attendance: 500 Weather: Partly Cloudy
 Game notes: QUESADA faced 3 batters in the 8th. BARO' faced 3 batters in the 8th.
 Game: 27



2010 IBAF World Junior
Baseball Championship
July 23-August 1

2010 IBAF Championnat du
monde de baseball junior
23 juillet au 1 août



THUNDER BAY • ONTARIO • CANADA

Game Summary – Resumen del Partido 28



South Korea vs. Panama



Jul 28, 2010 at Thunder Bay (Port Arthur Stadium)

KOREA 12 (4-1)

Player	AB	R	H	BI	2B	3B	HR	BB	SB	CS	HP	SH	SF	SO	IBB	KL	GDP	PO	A	E
KANG Ky ss	4	2	2	0	0	0	0	1	3	0	0	0	0	0	0	0	0	2	1	0
JEONG cf	3	2	1	1	1	0	0	1	1	0	0	0	1	0	0	0	0	3	0	0
KANG B 2b	2	1	1	2	0	0	0	0	0	0	2	1	0	1	0	0	0	0	1	1
KANG J dh	3	1	0	0	0	0	0	2	0	0	0	0	0	0	0	0	0	0	0	0
KIM H rf	4	2	1	2	0	0	0	0	0	0	1	0	0	1	0	1	0	1	0	1
YOO K lb	0	1	0	1	0	0	0	2	0	0	1	0	0	0	0	0	0	2	0	0
HA pr/lb	2	1	1	2	0	1	0	0	0	0	0	0	0	0	0	0	0	4	0	0
YOU c	2	0	0	1	0	0	0	2	0	0	0	1	0	1	0	1	0	8	0	0
BAEK 3b	3	1	2	2	0	0	0	1	0	0	0	0	0	0	0	0	0	1	2	0
SHIN lf	4	1	2	1	0	0	0	0	0	0	0	0	0	1	0	1	0	0	0	0
LEE H p	0	0	0	0	0	0	0	0	0	0	0	0	0	0	0	0	0	0	0	0
SIM p	0	0	0	0	0	0	0	0	0	0	0	0	0	0	0	0	0	0	0	1
LEE T p	0	0	0	0	0	0	0	0	0	0	0	0	0	0	0	0	0	0	0	0
Totals.....	27	12	10	12	1	1	0	9	4	0	4	2	1	4	0	3	0	21	5	2

PANAMA 2 (1-4)

Player	AB	R	H	BI	2B	3B	HR	BB	SB	CS	HP	SH	SF	SO	IBB	KL	GDP	PO	A	E
TORRES ss	2	1	0	0	0	0	0	1	1	0	1	0	0	0	0	0	0	4	3	0
AMAYA cf	4	0	1	0	0	0	0	0	0	0	0	0	0	3	0	2	0	2	0	0
APU dh	4	1	1	0	0	0	0	0	0	0	0	0	0	2	0	1	1	0	0	0
MADRIGALES c	3	0	1	1	0	0	0	1	0	0	0	0	0	0	0	0	0	5	0	0
SEMPRIS rf	4	0	0	0	0	0	0	0	0	0	0	0	0	2	0	0	0	1	0	0
ARAUZ 2b	3	0	0	0	0	0	0	0	0	0	0	0	0	1	0	0	0	2	1	0
SANJUR 3b	3	0	2	0	1	0	0	0	0	0	0	0	0	0	0	0	0	0	3	0
CONCEPCION lf	1	0	0	0	0	0	0	2	0	0	0	0	0	0	0	0	0	1	0	0
COX lf	0	0	0	0	0	0	0	0	0	0	0	0	0	0	0	0	0	0	0	0
MIRANDA lb	3	0	1	0	0	0	0	0	0	0	0	0	0	0	0	0	0	6	2	1
CEDENO Jon p	0	0	0	0	0	0	0	0	0	0	0	0	0	0	0	0	0	0	0	0
SANTAMARIA p	0	0	0	0	0	0	0	0	0	0	0	0	0	0	0	0	0	0	2	0
RODRIGUEZ p	0	0	0	0	0	0	0	0	0	0	0	0	0	0	0	0	0	0	1	0
RIVERA p	0	0	0	0	0	0	0	0	0	0	0	0	0	0	0	0	0	0	0	0
Totals.....	27	2	6	1	1	0	0	4	1	0	1	0	0	8	0	3	1	21	12	1

KOREA		IP	H	R	ER	BB	SO	WP	HB	BK	IBB	SH	SF	CI	2B	3B	HR	AB	BF	FO	GO	NP
LEE H		3.0	4	2	1	2	4	0	0	0	0	0	0	0	1	0	0	14	16	4	1	70
SIM W,1-0		2.0	1	0	0	1	1	0	0	0	0	0	0	0	0	0	0	6	7	2	2	21
LEE T		2.0	1	0	0	1	3	0	1	0	0	0	0	0	0	0	0	7	9	1	2	45
PANAMA		IP	H	R	ER	BB	SO	WP	HB	BK	IBB	SH	SF	CI	2B	3B	HR	AB	BF	FO	GO	NP
CEDENO Jon L,0-1		0.2	1	4	4	2	1	1	1	0	0	0	0	0	0	0	0	3	6	0	1	27
SANTAMARIA		3.2	4	2	2	4	1	1	2	0	0	2	0	0	1	0	0	12	20	3	6	71
RODRIGUEZ		2.1	4	6	6	3	1	0	1	0	0	0	1	0	0	0	0	10	15	4	2	50
RIVERA		0.1	1	0	0	0	1	0	0	0	0	0	0	0	0	1	0	2	2	0	0	7

Umpires - HP: Cass D. (CAN) 1B: Chang C. (TPE) 2B: Howe S. (AUS) 3B: Wilhem C. (CAN)
 Scorers: Surkan E. (CAN), Buitenhuis J. (CAN), Galbraith L. (CAN)
 TC: Baba J. (CAN), Hoffman R. (GER)
 Start: 14:08 Time: 2:52 Attendance: 475 Weather: Partly cloudy
 Game notes: LEE H faced 1 batter in the 4th.
 Game: 28

Game Summary – Resumen del Partido 29



Venezuela vs. Chinese Taipei



Jul 28, 2010 at Thunder Bay (Baseball Central)

VENEZUELA 0 (2-3)

Player	AB	R	H	BI	2B	3B	HR	BB	SB	CS	HP	SH	SF	SO	IBB	KL	GDP	PO	A	E
FLORES 2b/ss	4	0	3	0	0	0	0	0	0	0	0	0	0	0	0	0	0	1	2	0
MENDEZ ss	3	0	0	0	0	0	0	0	0	0	0	0	0	1	0	0	1	1	3	1
GARCIA ss/2b	1	0	0	0	0	0	0	0	0	0	0	0	0	1	0	0	0	2	2	0
PACHECO lf/cf	3	0	1	0	0	0	0	0	0	0	1	0	0	2	0	0	0	1	0	0
FUENMAYOR dh	2	0	0	0	0	0	0	1	0	0	1	0	0	0	0	0	0	0	0	0
ASCANIO 3b	4	0	0	0	0	0	0	0	0	0	0	0	0	1	0	1	1	0	2	2
CASTILLO rf	4	0	0	0	0	0	0	0	0	0	0	0	0	1	0	0	0	0	0	0
SEQUERA 1b	3	0	1	0	0	0	0	0	0	0	0	0	0	0	0	0	0	7	1	0
RAMIREZ lf	1	0	0	0	0	0	0	0	0	0	0	0	0	0	0	0	0	1	0	0
DUARTE c	4	0	1	0	0	0	0	0	0	0	0	0	0	2	0	0	0	6	0	0
AROCHA cf	1	0	0	0	0	0	0	0	0	0	1	0	0	0	0	0	0	2	0	0
JIMENEZ lf/1b	1	0	0	0	0	0	0	0	0	0	0	0	0	1	0	1	0	2	0	0
MEJIAS p	0	0	0	0	0	0	0	0	0	0	0	0	0	0	0	0	0	0	1	0
OTAMENDI p	0	0	0	0	0	0	0	0	0	0	0	0	0	0	0	0	0	0	0	0
PALMA p	0	0	0	0	0	0	0	0	0	0	0	0	0	0	0	0	0	1	0	0
VALENZUELA p	0	0	0	0	0	0	0	0	0	0	0	0	0	0	0	0	0	0	0	0
Totals.....	31	0	6	0	0	0	0	1	0	0	3	0	0	9	0	2	2	24	11	3

CHINESE TAIPEI 9 (4-1)

Player	AB	R	H	BI	2B	3B	HR	BB	SB	CS	HP	SH	SF	SO	IBB	KL	GDP	PO	A	E
LIN Tz 3b	4	2	2	2	1	0	0	1	1	0	0	0	0	0	0	0	0	2	2	0
KO lf	3	1	1	1	0	0	0	1	0	0	0	1	0	0	0	0	0	1	0	0
YANG 2b	4	1	2	5	0	0	1	1	0	0	0	0	0	0	0	0	0	2	0	0
LIN H 1b	4	0	0	0	0	0	0	1	0	0	0	0	0	2	0	2	0	6	1	0
TSAI Y rf/cf	4	1	1	0	0	1	0	0	0	0	0	0	0	1	0	0	0	1	0	0
LIAO ss	4	1	2	1	0	0	0	0	0	0	0	0	0	1	0	0	0	1	2	0
PAN dh	3	0	1	0	0	0	0	1	0	0	0	0	0	1	0	1	0	0	0	0
KUO W c	4	1	0	0	0	0	0	0	0	0	0	0	0	1	0	1	1	10	1	0
OU cf	1	1	0	0	0	0	0	0	1	0	1	0	0	0	0	0	0	2	0	0
LIN C rf	2	1	1	0	0	0	0	0	0	0	0	0	0	0	0	0	0	1	0	0
LO p	0	0	0	0	0	0	0	0	0	0	0	0	0	0	0	0	0	0	0	0
PENG p	0	0	0	0	0	0	0	0	0	0	0	0	0	0	0	0	0	0	3	0
CHEN P p	0	0	0	0	0	0	0	0	0	0	0	0	0	0	0	0	0	1	2	0
WANG p	0	0	0	0	0	0	0	0	0	0	0	0	0	0	0	0	0	0	0	0
Totals.....	33	9	10	9	1	1	1	5	2	0	1	1	0	6	0	4	1	27	11	0

VENEZUELA	IP	H	R	ER	BB	SO	WP	HB	BK	IBB	SH	SF	CI	2B	3B	HR	AB	BF	FO	GO	NP
MEJIAS L,0-2	3.2	4	5	2	3	2	0	1	0	0	1	0	0	1	0	0	14	19	2	6	72
OTAMENDI	0.0	1	2	2	1	0	0	0	0	0	0	0	0	0	0	1	1	2	0	0	3
PALMA	3.1	5	2	2	0	3	0	0	0	0	0	0	0	0	1	0	14	14	3	3	54
VALENZUELA	1.0	0	0	0	1	1	0	0	0	0	0	0	0	0	0	0	4	5	1	1	21

CHINESE TAIPEI	IP	H	R	ER	BB	SO	WP	HB	BK	IBB	SH	SF	CI	2B	3B	HR	AB	BF	FO	GO	NP
LO	2.0	2	0	0	1	2	0	2	0	0	0	0	0	0	0	0	8	11	4	0	36
PENG	2.0	4	0	0	0	0	0	0	1	0	0	0	0	0	0	0	9	9	2	3	30
CHEN P	2.0	0	0	0	0	2	0	1	0	0	0	0	0	0	0	0	5	6	0	3	19
WANG W,1-1	3.0	0	0	0	0	5	0	0	0	0	0	0	0	0	0	0	9	9	2	2	30

Umpires - HP: Grieve T. (CAN) 1B: Park H. (KOR) 2B: Screti M. (ITA) 3B: Killingsworth J(CAN)
 Scorers: Del Pino C.(CUB), Gelmich D.(CAN), Bonden K.(CAN) TC: Caliendo P.(USA), Guilizzoni G.(ITA)
 Start: 17:17 Time: 02:33 Attendance: 350 Weather: Cloudy
 Game notes: OTAMENDI faced 2 batters in the 4th.
 Game: 29



2010 IBAF World Junior
Baseball Championship
July 23-August 1

2010 IBAF Championnat du
monde de baseball junior
23 juillet au 1 août



THUNDER BAY • ONTARIO • CANADA

Game Summary – Resumen del Partido 30



Jul 28, 2010 at Thunder Bay (Port Arthur Stadium)

CZECH REPUBLIC 7 (0-5)

Player	AB	R	H	BI	2B	3B	HR	BB	SB	CS	HP	SH	SF	SO	IBB	KL	GDP	PO	A	E
SILA 2b	5	1	1	0	0	0	0	0	0	0	0	0	0	1	0	1	0	1	3	2
VYKOUKAL MI c	5	1	1	0	0	0	0	0	0	0	0	0	0	3	0	1	0	11	0	0
CERVENKA 3b	4	2	1	3	0	0	1	0	1	0	0	1	0	0	0	0	0	1	1	0
SYKORA dh	4	2	3	1	1	0	0	1	0	0	0	0	0	1	0	0	0	0	0	0
HAMZA 1b	4	0	0	1	0	0	0	1	0	0	0	0	0	2	0	0	0	8	0	0
VRBSKY cf	3	0	1	1	0	0	0	0	0	0	1	1	0	0	0	0	0	1	0	0
ANTOS lf	5	0	1	0	0	0	0	0	0	0	0	0	0	3	0	0	0	0	0	1
VYKOUKAL MA rf	1	1	0	0	0	0	0	2	0	0	0	0	0	1	0	0	0	0	0	0
SAZAVSKY ph/rf	1	0	0	0	0	0	0	0	0	0	0	0	0	1	0	0	0	0	0	0
NEVERIL ss	4	0	1	0	0	0	0	0	0	0	0	0	0	3	0	2	0	2	1	0
SOBOTKA p	0	0	0	0	0	0	0	0	0	0	0	0	0	0	0	0	0	0	2	0
KOCOUR p	0	0	0	0	0	0	0	0	0	0	0	0	0	0	0	0	0	0	0	0
BRABEC p	0	0	0	0	0	0	0	0	0	0	0	0	0	0	0	0	0	1	0	0
Totals.....	36	7	9	6	1	0	1	4	1	0	1	2	0	15	0	4	0	25	7	3

CANADA 8 (4-1)

Player	AB	R	H	BI	2B	3B	HR	BB	SB	CS	HP	SH	SF	SO	IBB	KL	GDP	PO	A	E
FORCIER cf	5	2	2	0	1	0	0	0	1	0	0	0	0	1	0	1	0	0	0	0
DAILEY 3b	3	1	0	0	0	0	0	2	0	0	0	0	0	2	0	0	0	0	1	1
CALBICK lf	4	3	2	1	0	0	0	1	0	0	0	0	0	0	0	0	1	2	0	0
DEGLAN c	1	0	0	0	0	0	0	0	0	0	0	0	0	1	0	1	0	1	1	0
DIEDRICK rf	4	1	4	0	1	0	0	0	0	0	0	0	0	0	0	0	0	1	0	0
HARRIS 1b	3	1	1	1	0	0	0	1	0	0	1	0	0	1	0	0	0	8	0	0
WICK rf/c	4	0	1	1	0	0	0	0	0	0	0	0	1	1	0	0	0	13	0	1
ATKINSON ss	4	0	1	1	0	0	0	1	1	0	0	0	0	0	0	0	0	1	3	0
BOSTON dh	1	0	0	0	0	0	0	1	0	0	0	0	0	1	0	0	0	0	0	0
POMPEY ph/dh	3	0	1	2	1	0	0	0	0	0	0	0	0	1	0	1	0	0	0	0
RALPH 2b	4	0	0	0	0	0	0	0	0	0	0	0	0	2	0	0	0	1	2	0
DYGESTILE p	0	0	0	0	0	0	0	0	0	0	0	0	0	0	0	0	0	0	1	0
BARDIS p	0	0	0	0	0	0	0	0	0	0	0	0	0	0	0	0	0	0	1	0
ELLIS p	0	0	0	0	0	0	0	0	0	0	0	0	0	0	0	0	0	0	0	0
Totals.....	36	8	12	6	3	0	0	6	2	0	1	0	1	10	0	3	1	27	9	2

CZECH REPUBLIC	IP	H	R	ER	BB	SO	WP	HB	BK	IBB	SH	SF	CI	2B	3B	HR	AB	BF	FO	GO	NP
SOBOTKA	6.0	7	6	6	5	9	2	1	0	0	0	1	0	2	0	0	23	30	3	5	125
KOCOUR	0.0	2	0	0	0	0	0	0	0	0	0	0	0	0	0	0	3	3	0	0	14
BRABEC L,0-1	2.1	3	2	2	1	1	0	0	0	0	0	0	0	1	0	0	10	11	4	1	36
CANADA	IP	H	R	ER	BB	SO	WP	HB	BK	IBB	SH	SF	CI	2B	3B	HR	AB	BF	FO	GO	NP
DYGESTILE	4.2	6	6	5	3	8	3	0	0	0	1	0	0	1	0	1	20	24	1	6	86
BARDIS	4.0	3	1	1	1	6	1	1	0	0	1	0	0	0	0	0	15	18	2	4	59
ELLIS W,1-0	0.1	0	0	0	0	1	0	0	0	0	0	0	0	0	0	0	1	1	0	0	3

Umpires - HP: Brandsma J. (NED) 1B: Weaver F. (PAN) 2B: Lautier F. (FRA) 3B: Howe S. (Aus)
 Scorers: Stradeski R.(CAN), Buitenhuis J.(CAN), Galbraith L.(CAN)
 TC: Hoffman R.(GER), Medina P.(CUB)
 Start: 19:00 Time: 2:56 Attendance: 3500 Weather: Partly cloudy
 Game notes: SOBOTKA faced 3 batters in the 7th. KOCOUR faced 3 batters in the 7th.
 Game: 30

Game Summary – Resumen del Partido 31



France vs. Panama



Jul 30, 201 at Thunder Bay (Baseball Central)

FRANCE 3 (0-6)

Player	AB	R	H	BI	2B	3B	HR	BB	SB	CS	HP	SH	SF	SO	IBB	KL	GDP	PO	A	E	
PITCHER cf	4	0	2	0	0	0	0	0	0	0	0	0	0	0	0	0	0	3	0	0	
COMBES ss	4	1	1	0	0	0	0	0	0	0	0	0	0	0	0	0	0	2	4	1	
PAZ c	4	0	1	0	0	0	0	0	0	0	0	0	0	0	0	0	0	5	4	0	
VICENTE 1b	4	1	3	1	0	0	0	0	0	0	0	0	0	0	0	0	0	7	0	1	
COOPMAN dh/p	4	0	1	0	0	0	0	0	0	1	0	0	0	0	0	0	0	0	1	1	
NEUMANN rf	4	0	1	0	0	0	0	0	0	0	0	0	0	1	0	0	0	1	0	0	
BLONDIN 3b	4	0	1	0	0	0	0	0	0	0	0	0	0	2	0	0	0	0	1	1	
PATUREL lf	3	0	0	0	0	0	0	0	0	0	1	0	0	1	0	0	1	1	0	0	
MAURETTE 2b	2	1	0	0	0	0	0	0	0	0	0	0	0	0	0	0	0	5	1	0	
DEFONTAINE 2b	1	0	0	0	0	0	0	0	0	0	0	0	0	0	0	0	0	0	0	0	
RODRIGUEZ 2b	0	0	0	0	0	0	0	0	0	0	0	0	0	0	0	0	0	0	0	0	
TOUHARI p	0	0	0	0	0	0	0	0	0	0	0	0	0	0	0	0	0	0	0	2	0
MOREL p	0	0	0	0	0	0	0	0	0	0	0	0	0	0	0	0	0	0	0	0	0
Totals.....	34	3	10	1	0	0	0	0	0	1	1	0	0	4	0	0	1	24	13	4	

PANAMA 5 (2-4)

Player	AB	R	H	BI	2B	3B	HR	BB	SB	CS	HP	SH	SF	SO	IBB	KL	GDP	PO	A	E
TORRES ss	3	1	1	1	0	1	0	0	0	0	0	1	0	0	0	0	0	3	4	0
MORALES 2b	1	0	0	0	0	0	0	1	0	0	0	0	0	1	0	0	0	1	1	1
ARAUZ ph/2b	2	1	1	1	0	1	0	0	0	0	0	0	0	0	0	0	0	0	1	0
APU c	4	0	1	0	0	0	0	0	0	1	0	0	0	0	0	0	0	5	1	0
MADRIGALES dh	2	1	1	0	0	0	0	2	0	0	0	0	0	1	0	0	0	0	0	0
SEMPRIS lf	3	1	0	0	0	0	0	1	0	1	0	0	0	0	0	0	0	3	0	0
AMAYA cf	1	0	1	0	0	0	0	2	0	0	0	1	0	0	0	0	0	2	0	0
SANJUR 3b	4	0	0	1	0	0	0	0	0	0	0	0	0	0	0	0	0	0	4	0
MIRANDA 1b	4	1	2	0	1	0	0	0	0	1	0	0	0	0	0	0	0	11	0	0
COX rf	3	0	0	0	0	0	0	0	0	0	1	0	0	2	0	1	0	1	0	0
LOZADA p	0	0	0	0	0	0	0	0	0	0	0	0	0	0	0	0	0	0	4	0
DIEZ p	0	0	0	0	0	0	0	0	0	0	0	0	0	0	0	0	0	1	0	0
Totals.....	27	5	7	3	1	2	0	6	0	3	1	2	0	4	0	1	0	27	15	1

FRANCE

	IP	H	R	ER	BB	SO	WP	HB	BK	IBB	SH	SF	CI	2B	3B	HR	AB	BF	FO	GO	NP
TOUHARI L,0-2	4.1	3	3	2	3	1	0	1	0	0	1	0	0	0	1	0	14	19	3	7	60
MOREL	0.1	1	1	0	2	0	0	0	0	0	0	0	0	0	1	0	3	5	0	1	21
COOPMAN	3.1	3	1	0	1	3	0	0	0	0	1	0	0	1	0	0	10	12	4	1	44

PANAMA

	IP	H	R	ER	BB	SO	WP	HB	BK	IBB	SH	SF	CI	2B	3B	HR	AB	BF	FO	GO	NP
LOZADA W,1-0	7.0	6	2	1	0	3	0	1	2	0	0	0	0	0	0	0	25	26	4	11	96
DIEZ	2.0	4	1	1	0	1	0	0	0	0	0	0	0	0	0	0	9	9	4	0	34

Umpires - HP: Krupa J. (CZE) 1B: Killingsworth J(CAN) 2B: Cass D. (CAN) 3B: Howe S. (AUS)

Scorers: Del Pino C. (CUB), Surkan E. (CAN), Bonden K. (CAN)

TC: Medina P. (CUB), Yip F. (HKG)

Start: 9:02 Time: 2:40 Attendance: 100 Weather: Sunny

Game notes:

Game: 31



2010 IBAF World Junior
Baseball Championship
July 23-August 1

2010 IBAF Championnat du
monde de baseball junior
23 juillet au 1 août



THUNDER BAY • ONTARIO • CANADA

Game Summary – Resumen del Partido 32



Czech Republic vs. Venezuela



Jul 30, 2010 at Thunder Bay (Port Arthur Stadium)

CZECH REPUBLIC 6 (0-6)

Player	AB	R	H	BI	2B	3B	HR	BB	SB	CS	HP	SH	SF	SO	IBB	KL	GDP	PO	A	E
SILA 2b	3	2	0	0	0	0	0	2	2	1	0	0	0	1	0	0	0	6	4	0
VYKOUKAL MI c/rf	3	1	0	0	0	0	0	2	0	0	0	0	0	3	0	1	0	2	0	0
CERVENKA 3b/c	4	2	2	2	0	1	0	1	0	0	0	0	0	0	0	0	0	1	2	0
SYKORA 1b	3	1	2	0	0	0	0	2	0	0	0	0	0	1	0	0	0	10	0	0
KOCOUR lf	4	0	1	1	0	0	0	1	0	0	0	0	0	2	0	2	0	2	0	0
VRBSKY cf	5	0	2	2	1	0	0	0	0	1	0	0	0	2	0	1	0	2	0	0
DVORAK dh	4	0	0	0	0	0	0	1	0	0	0	0	0	3	0	3	0	0	0	0
NEVERIL ss	3	0	0	0	0	0	0	1	0	0	0	0	0	3	0	2	0	1	5	1
SAZAVSKY rf/3b	4	0	1	0	0	0	0	0	0	0	0	0	0	2	0	0	0	0	1	0
VYKOUKAL MA p	0	0	0	0	0	0	0	0	0	0	0	0	0	0	0	0	0	0	1	0
HAMZA p	0	0	0	0	0	0	0	0	0	0	0	0	0	0	0	0	0	0	2	0
NAVRATIL p	0	0	0	0	0	0	0	0	0	0	0	0	0	0	0	0	0	0	0	0
Totals.....	33	6	8	5	1	1	0	10	2	2	0	0	0	17	0	9	0	24	15	1

VENEZUELA 9 (3-3)

Player	AB	R	H	BI	2B	3B	HR	BB	SB	CS	HP	SH	SF	SO	IBB	KL	GDP	PO	A	E
AROCHA cf	2	1	1	1	1	0	0	1	1	0	2	0	0	0	0	0	0	0	0	0
FLORES ss	5	0	0	1	0	0	0	0	0	0	0	0	0	1	0	0	1	3	1	0
PACHECO lf	5	1	3	2	0	0	0	0	0	1	0	0	0	0	0	0	0	0	0	0
DUARTE 1b/c	4	1	4	3	1	0	1	0	0	0	0	0	1	0	0	0	0	8	1	0
PALMA dh	5	0	2	0	0	0	0	0	0	0	0	0	0	0	0	0	0	0	0	0
ASCANIO 3b	1	0	0	0	0	0	0	0	0	0	0	0	0	0	0	0	0	0	0	1
BRACHO ph/3b	4	1	1	0	0	0	0	0	1	0	0	0	0	0	0	0	0	1	1	0
SEQUERA c/1b	5	2	3	0	1	0	0	0	0	0	0	0	0	0	0	0	0	13	1	0
JIMENEZ rf	4	1	3	1	1	0	0	1	1	0	0	0	0	0	0	0	0	0	0	1
VALENZUELA 2b	4	2	1	0	0	0	0	0	1	1	0	0	0	0	0	0	0	2	1	0
RAMIREZ p	0	0	0	0	0	0	0	0	0	0	0	0	0	0	0	0	0	0	1	0
BASTIDAS p	0	0	0	0	0	0	0	0	0	0	0	0	0	0	0	0	0	0	0	0
ROJAS p	0	0	0	0	0	0	0	0	0	0	0	0	0	0	0	0	0	0	0	0
Totals.....	39	9	18	8	4	0	1	2	4	2	2	0	1	1	0	0	1	27	6	2

CZECH REPUBLIC

	IP	H	R	ER	BB	SO	WP	HB	BK	IBB	SH	SF	CI	2B	3B	HR	AB	BF	FO	GO	NP
VYKOUKAL MA L,0-2	3.0	9	5	5	1	0	0	0	0	0	0	0	0	4	0	0	18	19	3	6	70
HAMZA	4.0	7	4	4	1	1	0	2	0	0	0	1	0	0	0	1	16	20	3	5	62
NAVRATIL	1.0	2	0	0	0	0	0	0	0	0	0	0	0	0	0	0	5	5	1	2	15

VENEZUELA

	IP	H	R	ER	BB	SO	WP	HB	BK	IBB	SH	SF	CI	2B	3B	HR	AB	BF	FO	GO	NP
RAMIREZ W,2-0	5.0	4	3	3	4	8	1	0	0	0	0	0	0	0	1	0	18	22	4	1	109
BASTIDAS	3.1	3	3	2	6	7	2	0	0	0	0	0	0	0	0	0	12	18	0	2	82
ROJAS S,2	0.2	1	0	0	0	2	0	0	0	0	0	0	0	1	0	0	3	3	0	0	11

Umpires - HP: Wilhem C. (CAN) 1B: Downs A. (CAN) 2B: Lautier F. (FRA) 3B: Brandsma J. (NED)

Scorers: Buitenhuis J. (CAN), Dundas G. (CAN), Stradeski R. (CAN)

TC: Baba J. (CAN), Caliendo P. (USA)

Start: 9:34 Time: 3:00 Attendance: 150 Weather: Sunny

Game notes: VYKOUKAL MA faced 4 batters in the 4th. RAMIREZ faced 1 batter in the 6th.

Game: 32



2010 IBAF World Junior
Baseball Championship
July 23-August 1

2010 IBAF Championnat du
monde de baseball junior
23 juillet au 1 août



THUNDER BAY • ONTARIO • CANADA

Game Summary – Resumen del Partido 33



Netherlands vs. Chinese Taipei



Jul 30, 2010 at Thunder Bay (Baseball Central)

NETHERLANDS 2 (3-3)

Player	AB	R	H	BI	2B	3B	HR	BB	SB	CS	HP	SH	SF	SO	IBB	KL	GDP	PO	A	E
SELTENRIJCH 2b	4	0	0	0	0	0	0	0	0	0	0	0	0	3	0	0	0	2	8	0
URBANUS ss	4	0	1	0	1	0	0	0	0	0	0	0	0	0	0	0	0	1	8	1
GERARD c	4	0	1	0	0	0	0	0	0	0	0	0	0	1	0	0	0	1	0	0
DAAL 3b	4	0	0	0	0	0	0	0	0	0	0	0	0	4	0	2	0	0	5	1
ARRIBAS cf	3	2	1	0	0	0	0	0	0	0	1	0	0	2	0	1	0	1	0	0
MEER rf	4	0	1	0	0	0	0	0	0	0	0	0	0	1	0	0	0	0	0	0
NIJHOF dh	3	0	1	1	0	0	0	1	0	0	0	0	0	1	0	1	0	0	0	0
CORNELISE 1b	3	0	0	0	0	0	0	0	0	0	0	0	0	2	0	1	0	19	0	0
DIRKSEN ph	1	0	0	0	0	0	0	0	0	0	0	0	0	1	0	1	0	0	0	0
KORTSTAM lf	3	0	0	0	0	0	0	0	0	0	0	0	0	3	0	1	0	0	0	0
HARTEVELD p	0	0	0	0	0	0	0	0	0	0	0	0	0	0	0	0	0	0	2	0
BOMBENG p	0	0	0	0	0	0	0	0	0	0	0	0	0	0	0	0	0	0	0	0
Totals.....	33	2	5	1	1	0	0	1	0	0	1	0	0	18	0	7	0	24	23	2

CHINESE TAIPEI 4 (5-1)

Player	AB	R	H	BI	2B	3B	HR	BB	SB	CS	HP	SH	SF	SO	IBB	KL	GDP	PO	A	E
LIN Tz 3b	3	2	2	3	0	0	1	1	0	0	0	0	0	0	0	0	0	1	2	0
KO lf	4	0	0	0	0	0	0	0	0	0	0	0	0	0	0	0	0	0	0	0
YANG 2b	4	0	1	1	0	0	0	0	0	0	0	0	0	0	0	0	0	0	1	1
LIN H 1b	4	0	0	0	0	0	0	0	0	0	0	0	0	0	0	0	1	8	1	0
TSAI Y rf	4	0	0	0	0	0	0	0	0	0	0	0	0	0	0	0	0	0	0	0
LIAO ss	4	0	0	0	0	0	0	0	0	0	0	0	0	0	0	0	0	0	0	1
LIN C dh	3	0	2	0	0	0	0	0	0	0	0	0	0	0	0	0	0	0	0	0
LIN Ti c	2	1	1	0	0	0	0	0	0	0	1	0	0	1	0	1	0	17	1	0
OU cf	3	1	1	0	0	0	0	0	0	0	0	0	0	0	0	0	1	0	0	0
KUO L p	0	0	0	0	0	0	0	0	0	0	0	0	0	0	0	0	0	1	2	0
Totals.....	31	4	7	4	0	0	1	1	0	0	1	0	0	1	0	1	2	27	7	2

NETHERLANDS	IP	H	R	ER	BB	SO	WP	HB	BK	IBB	SH	SF	CI	2B	3B	HR	AB	BF	FO	GO	NP
HARTEVELD L,0-1	6.2	7	4	4	1	1	0	1	0	0	0	0	0	0	0	1	26	28	0	17	94
BOMBENG	1.1	0	0	0	0	0	0	0	0	0	0	0	0	0	0	0	5	5	1	3	16

CHINESE TAIPEI	IP	H	R	ER	BB	SO	WP	HB	BK	IBB	SH	SF	CI	2B	3B	HR	AB	BF	FO	GO	NP
KUO L W,1-0	9.0	5	2	1	1	18	0	1	0	0	0	0	0	1	0	0	33	35	3	6	170

Umpires - HP: Screti M. (CAN) 1B: Behn S. (USA) 2B: Drury T. (CAN) 3B: Perez J. (CUB)

Scorers: Del Pino C. (CUB), Gelmich D. (CAN), Bonden K. (CAN)

TC: Hoffman R. (GER), Guilizzoni G. (ITA)

Start: 12:36 Time: 2:39 Attendance: 500 Weather: Cloudy

Game notes:

Game: 33



2010 IBAF World Junior
Baseball Championship
July 23-August 1

2010 IBAF Championnat du
monde de baseball junior
23 juillet au 1 août



THUNDER BAY • ONTARIO • CANADA

Game Summary – Resumen del Partido 34



Cuba vs. Usa



Jul 30, 2010 at Thunder Bay (Port Arthur Stadium)

CUBA 3 (4-2)

Player	AB	R	H	BI	2B	3B	HR	BB	SB	CS	HP	SH	SF	SO	IBB	KL	GDP	PO	A	E
IBANEZ ss	4	0	0	0	0	0	0	0	0	0	0	0	0	4	0	2	0	2	4	0
AVILES lb	4	1	1	1	0	0	1	0	0	0	0	0	0	1	0	0	1	11	0	0
SOLER rf	3	1	1	0	1	0	0	1	0	0	0	0	0	0	0	0	0	2	0	0
JIMENEZ lf	4	0	1	1	1	0	0	0	0	0	0	0	0	3	0	1	0	0	0	0
RIVAS dh	2	0	0	0	0	0	0	2	0	0	0	0	0	2	0	0	0	0	0	0
RAMIREZ dh	0	1	0	0	0	0	0	0	0	0	0	0	0	0	0	0	0	0	0	0
HERNANDEZ S 3b	4	0	1	1	0	1	0	0	0	1	0	0	0	2	0	0	0	1	0	0
BALAGUERT cf	4	0	1	0	0	0	0	0	0	0	0	0	0	1	0	0	0	2	1	0
CRESPO c	4	0	0	0	0	0	0	0	0	0	0	0	0	1	0	0	0	4	2	0
RIVALTA 2b	3	0	1	0	0	0	0	0	0	0	0	0	0	1	0	1	0	4	4	0
LUIS p	0	0	0	0	0	0	0	0	0	0	0	0	0	0	0	0	0	1	2	0
Totals.....	32	3	6	3	2	1	1	3	0	1	0	0	0	15	0	4	1	27	13	0

U.S.A. 2 (5-1)

Player	AB	R	H	BI	2B	3B	HR	BB	SB	CS	HP	SH	SF	SO	IBB	KL	GDP	PO	A	E
WOLTERS 2b	3	1	1	0	0	0	0	0	1	0	2	0	0	0	0	0	0	0	2	0
LINDOR ss	4	0	1	0	0	0	0	0	0	0	0	1	0	1	0	0	0	1	3	0
LITTLEWOOD 3b	5	0	1	0	0	0	0	0	0	0	0	0	0	1	0	1	0	1	2	1
SWIHART dh	3	0	2	0	1	0	0	1	0	0	0	0	0	0	0	0	0	0	0	0
STARLING cf	4	0	1	1	0	0	0	0	0	0	0	0	0	0	0	0	0	1	0	0
DELMONICO 1b	4	1	1	0	0	0	0	0	1	0	0	0	0	1	0	0	0	7	0	0
RAGIRA lf	3	0	0	0	0	0	0	1	0	0	0	0	0	1	0	0	0	1	0	0
SOTO c	3	0	0	0	0	0	0	0	0	0	0	0	0	1	0	0	1	15	1	0
ALMORA ph/c	1	0	0	0	0	0	0	0	0	0	0	0	0	0	0	0	0	0	0	0
LORENZEN rf	4	0	3	1	2	0	0	0	0	0	0	0	0	0	0	0	0	0	0	0
VANEGAS p	0	0	0	0	0	0	0	0	0	0	0	0	0	0	0	0	0	0	2	0
PFEIFER p	0	0	0	0	0	0	0	0	0	0	0	0	0	0	0	0	0	1	0	0
Totals.....	34	2	10	2	3	0	0	2	2	0	2	1	0	5	0	1	1	27	10	1

CUBA	IP	H	R	ER	BB	SO	WP	HB	BK	IBB	SH	SF	CI	2B	3B	HR	AB	BF	FO	GO	NP
LUIS W,2-0	9.0	10	2	2	2	5	0	2	0	0	1	0	0	3	0	0	34	39	7	13	145

U.S.A.	IP	H	R	ER	BB	SO	WP	HB	BK	IBB	SH	SF	CI	2B	3B	HR	AB	BF	FO	GO	NP
VANEGAS	8.0	5	2	2	2	13	0	0	0	0	0	0	0	2	0	1	29	31	2	8	104
PFEIFER L,1-1	1.0	1	1	1	1	2	0	0	0	0	0	0	0	0	1	0	3	4	0	0	18

Umpires - HP: Grieve T. (CAN) 1B: Park H. (KOR) 2B: Brandsma J. (NED) 3B: Wever F. (PAN)
 Scorers: Buitenhuis J. (CAN), Surkan E. (CAN), Galbraith L. (CAN)
 TC: Baba J. (CAN), Guilizzoni G. (ITA)
 Start: 14:01 Time: 2:34 Attendance: 2000

Weather: Partly cloudy
 Game notes:
 Game: 34

Game Summary – Resumen del Partido 35



Australia vs. South Korea



Jul 30, 201 at Thunder Bay (Baseball Central)

AUSTRALIA 5 (3-3)

Player	AB	R	H	BI	2B	3B	HR	BB	SB	CS	HP	SH	SF	SO	IBB	KL	GDP	PO	A	E
CAMPBELL dh	4	1	2	0	0	0	0	0	0	0	0	0	0	1	0	0	0	0	0	0
YOUNIS 2b	3	2	1	0	0	0	0	1	0	0	0	0	0	1	0	0	0	3	6	0
McDONALD J 3b	4	1	2	3	0	0	1	0	0	0	0	0	0	1	0	0	0	0	1	0
BATTAGLIA c	4	0	1	0	0	0	0	0	0	0	0	0	0	2	0	0	0	4	0	0
PARISH 1b	4	0	1	1	0	0	0	0	0	1	0	0	0	1	0	0	1	16	0	0
WHITE rf	4	0	0	0	0	0	0	0	0	0	0	0	0	3	0	1	0	1	0	0
CONE cf	4	0	0	0	0	0	0	0	0	0	0	0	0	2	0	0	0	0	0	0
MORRIS lf	4	0	0	0	0	0	0	0	0	0	0	0	0	1	0	0	0	1	0	0
SHELDON /COL ss	4	1	1	0	0	0	0	0	0	0	0	0	0	1	0	0	0	2	5	0
LODGE p	0	0	0	0	0	0	0	0	0	0	0	0	0	0	0	0	0	0	6	0
MOSEL p	0	0	0	0	0	0	0	0	0	0	0	0	0	0	0	0	0	0	0	0
Totals.....	35	5	8	4	0	0	1	1	0	1	0	0	0	13	0	1	1	27	18	0

KOREA 4 (4-2)

Player	AB	R	H	BI	2B	3B	HR	BB	SB	CS	HP	SH	SF	SO	IBB	KL	GDP	PO	A	E
KANG Ky ss	4	0	0	0	0	0	0	0	0	0	0	0	0	0	0	0	0	2	5	1
JEONG cf	4	1	0	0	0	0	0	0	0	0	0	0	0	1	0	0	0	0	0	1
HOR 3b	3	2	1	1	1	0	0	0	0	0	1	0	0	0	0	0	0	0	2	1
KANG J dh	3	1	2	2	1	0	0	1	0	0	0	0	0	0	0	0	0	0	0	0
KIM H lf	4	0	1	0	0	0	0	0	0	0	0	0	0	0	0	0	0	2	0	0
KANG B 2b	3	0	1	0	0	0	0	1	0	0	0	0	0	0	0	0	0	1	2	0
HA 1b	4	0	0	1	0	0	0	0	1	0	0	0	0	0	0	0	0	12	0	0
KIM M c	2	0	0	0	0	0	0	0	0	0	0	0	0	2	0	1	0	2	0	1
YOU c	2	0	0	0	0	0	0	0	0	0	0	0	0	1	0	0	0	8	3	0
MUN rf	2	0	0	0	0	0	0	0	0	0	0	0	0	1	0	1	0	0	0	0
YOO K ph	1	0	0	0	0	0	0	0	0	0	0	0	0	0	0	0	0	0	0	0
SHIN rf	0	0	0	0	0	0	0	0	0	0	0	0	0	0	0	0	0	0	0	0
IM p	0	0	0	0	0	0	0	0	0	0	0	0	0	0	0	0	0	0	2	0
YOO C p	0	0	0	0	0	0	0	0	0	0	0	0	0	0	0	0	0	0	0	0
Totals.....	32	4	5	4	2	0	0	2	1	0	1	0	0	5	0	2	0	27	14	4

AUSTRALIA	IP	H	R	ER	BB	SO	WP	HB	BK	IBB	SH	SF	CI	2B	3B	HR	AB	BF	FO	GO	NP
LODGE W,1-0	8.1	4	4	3	2	4	0	1	0	0	0	0	0	2	0	0	29	32	5	16	112
MOSEL S,1	0.2	1	0	0	0	1	0	0	0	0	0	0	0	0	0	0	3	3	1	0	11
KOREA	IP	H	R	ER	BB	SO	WP	HB	BK	IBB	SH	SF	CI	2B	3B	HR	AB	BF	FO	GO	NP
IM L,1-1	5.0	7	4	4	1	2	1	0	0	0	0	0	0	0	0	1	21	22	3	9	66
YOO C	4.0	1	1	0	0	11	2	0	0	0	0	0	0	0	0	0	14	14	0	1	64

Umpires - HP: Chang H. (TPE) 1B: Perez J. (CUB) 2B: Krupa J. (CZE) 3B: Behn S. (USA)
 Scorers: Del Pino C. (CUB), Dundas G. (CAN), Bonden K. (CAN)
 TC: Medina P. (CUB), Yip F. (HKG)
 Start: 16:33 Time: 2:12 Attendance: 500 Weather: Partly Cloudy
 Game notes: IM faced 5 batters in the 6th.
 Game: 35



2010 IBAF World Junior
Baseball Championship
July 23-August 1

2010 IBAF Championnat du
monde de baseball junior
23 juillet au 1 août



THUNDER BAY • ONTARIO • CANADA

Game Summary – Resumen del Partido 36



Italy vs. Canada



Jul 30, 2010 at Thunder Bay (Port Arthur Stadium)

ITALY 1 (2-4)

Player	AB	R	H	BI	2B	3B	HR	BB	SB	CS	HP	SH	SF	SO	IBB	KL	GDP	PO	A	E
CARADONNA ss	3	1	2	0	0	0	0	0	1	0	0	0	0	0	0	0	0	2	1	1
EBAU lf	2	0	0	0	0	0	0	0	0	0	1	0	0	1	0	0	1	1	0	0
BENETTI 3b	3	0	2	1	0	0	0	0	0	0	0	0	0	0	0	0	0	0	0	1
GALLI rf	3	0	0	0	0	0	0	0	0	0	0	0	0	1	0	1	0	2	0	0
GRIMAUDO rf	0	0	0	0	0	0	0	0	0	0	0	0	0	0	0	0	0	0	0	0
VARIN dh	3	0	0	0	0	0	0	0	0	0	0	0	0	1	0	1	0	0	0	0
MINEO c	3	0	0	0	0	0	0	0	0	0	0	0	0	2	0	1	0	2	0	0
AINGER 1b	2	0	0	0	0	0	0	1	0	0	0	0	0	1	0	1	0	7	0	0
MERCURI 2b	3	0	1	0	0	0	0	0	0	0	0	0	0	2	0	0	0	1	2	1
SELLAROLI cf	3	0	0	0	0	0	0	0	0	0	0	0	0	1	0	0	0	3	0	0
ZAMBELLONI p	0	0	0	0	0	0	0	0	0	0	0	0	0	0	0	0	0	0	2	0
RIVERA p	0	0	0	0	0	0	0	0	0	0	0	0	0	0	0	0	0	0	0	0
TIBERI p	0	0	0	0	0	0	0	0	0	0	0	0	0	0	0	0	0	0	0	0
Totals.....	25	1	5	1	0	0	0	1	1	0	1	0	0	9	0	4	1	18	5	3

CANADA 11 (5-1)

Player	AB	R	H	BI	2B	3B	HR	BB	SB	CS	HP	SH	SF	SO	IBB	KL	GDP	PO	A	E
CALBICK lf	4	1	2	0	0	0	0	0	0	0	0	0	0	0	0	0	0	1	0	0
FORCIER ph/lf	1	0	0	0	0	0	0	0	0	0	0	0	0	0	0	0	0	0	0	0
DAILEY 3b	4	1	1	1	0	0	1	1	0	0	0	0	0	0	0	0	0	0	0	0
POMPEY cf	4	1	2	1	0	0	0	0	0	0	0	0	0	0	0	0	0	1	0	0
DEGLAN c	3	1	0	0	0	0	0	1	0	0	0	0	0	0	0	0	0	9	1	0
DIEDRICK dh	3	2	1	3	1	0	0	1	0	0	0	0	0	0	0	0	0	0	0	0
HARRIS 1b	3	2	2	0	0	0	0	1	0	0	0	0	0	0	0	0	0	7	0	0
WICK rf	4	2	3	4	0	0	2	0	0	0	0	0	0	1	0	1	0	0	0	0
ATKINSON ss	4	0	1	2	1	0	0	0	0	0	0	0	0	0	0	0	0	1	4	0
RALPH 2b	4	1	1	0	0	0	0	0	0	0	0	0	0	1	0	0	0	2	1	0
PAQUET p	0	0	0	0	0	0	0	0	0	0	0	0	0	0	0	0	0	0	1	0
PIERCE p	0	0	0	0	0	0	0	0	0	0	0	0	0	0	0	0	0	0	0	0
Totals.....	34	11	13	11	2	0	3	4	0	0	0	0	0	2	0	1	0	21	7	0

ITALY		IP	H	R	ER	BB	SO	WP	HB	BK	IBB	SH	SF	CI	2B	3B	HR	AB	BF	FO	GO	NP
ZAMBELLONI	L,1-1	4.0	6	6	2	2	0	0	0	0	0	0	0	0	1	0	1	21	23	7	5	80
RIVERA		0.1	3	2	2	1	0	0	0	0	0	0	0	0	0	0	1	4	5	0	1	15
TIBERI		1.2	4	3	3	1	2	0	0	0	0	0	0	0	1	0	1	9	10	2	1	48
CANADA		IP	H	R	ER	BB	SO	WP	HB	BK	IBB	SH	SF	CI	2B	3B	HR	AB	BF	FO	GO	NP
PAQUET	W,1-0	6.0	4	1	1	1	9	1	1	0	0	0	0	0	0	0	0	21	23	3	5	101
PIERCE		1.0	1	0	0	0	0	0	0	0	0	0	0	0	0	0	0	4	4	0	3	19

Umpires - HP: Wever F. (PAN) 1B: Howe S. (AUS) 2B: Park H. (KOR) 3B: Lautier F. (FRA)

Scorers: Buitenhuis J. (CAN), Larson R. (CAN), Stradeski R. (CAN)

TC: Caliendo P. (USA), Hoffman R. (GER)

Start: 19:00 Time: 2:10 Attendance: 5000 Weather: Cloudy

Game notes: TIBERI faced 1 batter in the 7th.

Game: 36



2010 IBAF World Junior
Baseball Championship
July 23-August 1

2010 IBAF Championnat du
monde de baseball junior
23 juillet au 1 août



THUNDER BAY • ONTARIO • CANADA

Game Summary – Resumen del Partido 37



France vs. Czech Republic



Jul 31, 2010 at Thunder Bay (Baseball Central)

FRANCE 8 (1-6)

Player	AB	R	H	BI	2B	3B	HR	BB	SB	CS	HP	SH	SF	SO	IBB	KL	GDP	PO	A	E
COMBES ss	2	1	1	1	0	1	0	1	0	1	1	1	0	0	0	0	0	4	3	1
PITCHER cf	5	0	1	1	1	0	0	0	0	0	0	0	0	2	0	1	0	1	0	0
PAZ 3b	3	0	0	1	0	0	0	1	0	0	0	0	1	0	0	0	0	1	6	0
VICENTE 1b	5	1	1	1	0	0	0	0	0	0	0	0	0	0	0	0	1	11	0	0
COOPMAN dh/p	5	1	3	0	0	0	0	0	2	0	0	0	0	0	0	0	0	1	0	0
NEUMANN rf	4	1	2	2	0	0	0	0	0	0	1	0	0	1	0	0	0	2	0	0
LAKMECHE c	3	1	1	0	0	0	0	1	0	0	0	1	0	2	0	0	0	5	1	0
RODRIGUEZ 2b	3	0	0	0	0	0	0	0	0	0	0	0	0	1	0	0	0	2	3	0
PATUREL 2b	1	0	0	0	0	0	0	0	0	0	0	0	0	0	0	0	0	0	0	0
MAURETTE 2b	0	0	0	0	0	0	0	0	0	0	0	0	0	0	0	0	0	0	0	0
DIDIER lf	4	3	2	2	0	0	0	0	0	0	0	0	0	1	0	0	0	3	0	0
MOREL p	0	0	0	0	0	0	0	0	0	0	0	0	0	0	0	0	0	0	0	1
HIGASHIYAMA p	0	0	0	0	0	0	0	0	0	0	0	0	0	0	0	0	0	0	1	1
Totals.....	35	8	11	8	1	1	0	3	2	1	2	2	1	7	0	1	1	30	14	3

CZECH REPUBLIC 6 (0-7)

Player	AB	R	H	BI	2B	3B	HR	BB	SB	CS	HP	SH	SF	SO	IBB	KL	GDP	PO	A	E
SILA 2b	4	2	2	0	0	0	0	2	1	0	0	0	0	1	0	1	0	1	3	0
VYKOUKAL MI dh	4	0	2	1	0	0	0	0	1	0	0	0	0	0	0	0	0	0	0	0
DVORAK ph	2	0	0	0	0	0	0	0	0	0	0	0	2	0	1	0	0	0	0	0
CERVENKA c	6	1	1	3	1	0	0	0	0	0	0	0	0	0	0	0	0	6	2	0
SYKORA 1b	5	0	2	0	0	0	0	0	0	0	0	0	0	1	0	0	0	11	0	0
HAMZA 3b	4	0	2	1	0	0	0	0	0	0	0	0	0	0	0	0	0	3	3	1
KOCOUR cf	4	0	0	0	0	0	0	0	0	0	0	0	0	0	0	0	0	1	0	1
VYKOUKAL MA rf	2	0	0	0	0	0	0	0	0	0	0	0	0	1	0	0	0	0	0	0
ANTOS rf	2	0	0	0	0	0	0	0	0	0	0	0	0	0	0	0	0	0	0	0
NEVERIL ss	3	2	0	0	0	0	0	1	1	0	0	0	0	0	0	0	0	5	5	1
SAZAVSKY lf	2	1	1	0	0	0	0	1	1	1	0	1	0	0	0	0	0	3	0	0
MINARIK p	0	0	0	0	0	0	0	0	0	0	0	0	0	0	0	0	0	0	0	0
VRBSKY p	0	0	0	0	0	0	0	0	0	0	0	0	0	0	0	0	0	0	2	0
SOBOTKA p	0	0	0	0	0	0	0	0	0	0	0	0	0	0	0	0	0	0	1	0
Totals.....	38	6	10	5	1	0	0	4	4	1	0	1	0	5	0	2	0	30	16	3

FRANCE	IP	H	R	ER	BB	SO	WP	HB	BK	IBB	SH	SF	CI	2B	3B	HR	AB	BF	FO	GO	NP
MOREL	1.0	4	3	3	1	0	1	0	0	0	0	0	0	0	0	0	7	8	0	3	29
HIGASHIYAMA	5.2	5	1	0	3	1	0	0	0	0	1	0	0	0	0	0	20	24	8	7	86
COOPMAN W,1-0	3.1	1	2	0	0	4	1	0	0	0	0	0	0	1	0	0	11	11	3	3	40

CZECH REPUBLIC	IP	H	R	ER	BB	SO	WP	HB	BK	IBB	SH	SF	CI	2B	3B	HR	AB	BF	FO	GO	NP
MINARIK	4.1	4	1	1	2	5	1	0	0	0	1	0	0	1	0	0	15	18	1	6	63
VRBSKY	2.1	2	2	2	1	0	0	2	1	0	0	0	0	0	1	0	7	10	3	2	40
SOBOTKA L,0-1	3.1	5	5	3	0	2	0	0	0	0	1	1	0	0	0	0	13	15	6	2	49

Umpires - HP: Downs A. (CAN) 1B: Chang C. (TPE) 2B: Killingsworth J(CAN) 3B: Screti M. (ITA)
Scorers: Del Pino C. (CUB), Gelmich D. (CAN), Bonden K. (CAN)

TC: Yip F. (HKG), Guilizzoni G. (ITA)

Start: 9:02 Time: 2:54 Attendance: 325

Weather: Partly Cloudy

Game notes: MOREL faced 1 batter in the 2nd.

Game: 37

Game Summary – Resumen del Partido 38



Venezuela vs. Panama



Jul 31, 2010 at Thunder Bay (Port Arthur Stadium)

VENEZUELA 7 (4-3)

Player	AB	R	H	BI	2B	3B	HR	BB	SB	CS	HP	SH	SF	SO	IBB	KL	GDP	PO	A	E
AROCHA cf	5	1	2	0	1	0	0	0	0	2	0	0	0	1	0	1	0	1	0	0
FLORES 2b	5	0	1	0	0	0	0	0	0	0	0	0	0	0	0	0	0	2	2	0
PACHECO lf	5	1	2	1	0	0	0	0	0	0	0	0	0	0	0	0	0	1	1	0
DUARTE dh	5	2	1	1	0	1	0	0	0	0	0	0	0	1	0	0	0	0	0	0
JIMENEZ 1b	4	2	3	1	2	0	0	0	0	0	0	0	0	1	0	0	0	10	0	0
PALMA rf	0	0	0	0	0	0	0	0	0	0	0	0	0	0	0	0	0	0	0	0
ASCANIO 3b	1	0	0	0	0	0	0	0	0	0	0	0	0	0	0	0	0	1	0	0
FUENMAYOR 3b/lb	5	1	3	2	0	0	1	0	1	0	0	0	0	0	0	0	0	2	1	0
SEQUERA c	4	0	2	1	0	0	0	0	0	0	0	0	0	0	0	0	0	8	0	0
CASTILLO rf	3	0	0	0	0	0	0	0	0	0	0	0	0	2	0	0	0	1	0	0
GARCIA ph	1	0	0	0	0	0	0	0	0	0	0	0	0	0	0	0	0	0	0	0
MENDEZ ss	4	0	2	0	0	0	0	0	0	0	0	0	0	0	0	0	0	1	6	1
BRACHO p	0	0	0	0	0	0	0	0	0	0	0	0	0	0	0	0	0	0	0	1
BLANCHARD p	0	0	0	0	0	0	0	0	0	0	0	0	0	0	0	0	0	0	2	0
VALENZUELA p	0	0	0	0	0	0	0	0	0	0	0	0	0	0	0	0	0	0	0	0
Totals.....	42	7	16	6	3	1	1	0	1	2	0	0	0	5	0	1	0	27	12	2

PANAMA 5 (2-5)

Player	AB	R	H	BI	2B	3B	HR	BB	SB	CS	HP	SH	SF	SO	IBB	KL	GDP	PO	A	E
TORRES ss	4	0	0	0	0	0	0	0	0	0	0	0	0	0	0	0	0	2	4	3
ARAUZ 2b	4	1	0	0	0	0	0	0	0	0	0	0	0	1	0	0	0	3	3	0
APU c	4	0	1	0	0	0	0	0	0	0	0	0	0	0	0	0	0	6	2	0
MIRANDA 1b	4	0	1	1	0	0	0	0	1	0	0	0	0	1	0	1	0	10	1	0
MADRIGALES dh	2	0	0	0	0	0	0	2	1	0	0	0	0	2	0	0	0	0	0	0
SEMPRIS lf	3	2	1	0	1	0	0	1	0	0	0	0	0	0	0	0	0	1	0	0
AMAYA cf	3	2	1	2	0	0	1	1	0	0	0	0	0	0	0	0	0	0	0	0
SANJUR 3b	3	0	1	0	0	0	0	0	0	0	0	0	0	1	0	1	0	1	0	0
CHIN 3b	1	0	0	0	0	0	0	0	0	0	0	0	0	1	0	0	0	0	0	0
COX rf	3	0	0	0	0	0	0	0	0	0	0	0	0	2	0	0	1	4	0	0
CONCEPCION ph	1	0	1	1	0	0	0	0	0	0	0	0	0	0	0	0	0	0	0	0
QUIROZ p	0	0	0	0	0	0	0	0	0	0	0	0	0	0	0	0	0	0	2	0
RODRIGUEZ p	0	0	0	0	0	0	0	0	0	0	0	0	0	0	0	0	0	0	0	0
CEDENO Jos p	0	0	0	0	0	0	0	0	0	0	0	0	0	0	0	0	0	0	0	0
Totals.....	32	5	6	4	1	0	1	4	2	0	0	0	0	8	0	2	1	27	12	3

VENEZUELA	IP	H	R	ER	BB	SO	WP	HB	BK	IBB	SH	SF	CI	2B	3B	HR	AB	BF	FO	GO	NP
BRACHO	5.2	4	4	3	3	4	0	0	0	0	0	0	0	1	0	1	21	24	4	8	86
BLANCHARD	2.0	1	0	0	0	2	1	0	0	0	0	0	0	0	0	0	7	7	2	2	27
VALENZUELA W,1-0	1.1	1	1	1	1	2	1	0	0	0	0	0	0	0	0	0	4	5	1	0	24

PANAMA	IP	H	R	ER	BB	SO	WP	HB	BK	IBB	SH	SF	CI	2B	3B	HR	AB	BF	FO	GO	NP
QUIROZ	5.2	7	3	2	0	4	0	0	0	0	0	0	0	1	0	1	23	23	5	5	75
RODRIGUEZ L,1-1	1.1	5	3	3	0	1	0	0	0	0	0	0	0	1	1	0	9	9	2	1	36
CEDENO Jos	2.0	4	1	1	0	0	0	0	0	0	0	0	0	1	0	0	10	10	5	1	26

Umpires - HP: Howe S. (AUS) 1B: Perez J. (CUB) 2B: Wilhelm C. (CAN) 3B: Drury T. (CAN)
 Scorers: Buitenhuis J. (CAN), Larson R. (CAN), Galbraith L. (CAN) TC: Baba J. (CAN), Hoffman R. (GER)
 Start: 9:30 Time: 3:11 Attendance: 300 Weather: Sunny
 Game notes: RODRIGUEZ faced 3 batters in the 8th.
 Game: 38



2010 IBAF World Junior
Baseball Championship
July 23-August 1

2010 IBAF Championnat du
monde de baseball junior
23 juillet au 1 août



THUNDER BAY • ONTARIO • CANADA

Game Summary – Resumen del Partido 39



Netherlands vs. Italy



Jul 31, 2010 at Thunder Bay (Baseball Central)

NETHERLANDS 8 (4-3)

Player	AB	R	H	BI	2B	3B	HR	BB	SB	CS	HP	SH	SF	SO	IBB	KL	GDP	PO	A	E
SELTENRIJCH 2b	4	1	0	0	0	0	0	1	1	0	0	0	0	2	0	0	0	2	2	0
URBANUS ss	4	1	1	0	0	0	0	1	0	1	0	0	0	0	1	0	0	1	4	2
GERARD c	5	0	1	2	0	0	0	0	0	0	0	0	0	0	0	0	0	6	4	0
DAAL 3b	5	1	3	1	1	0	0	0	0	0	0	0	0	0	0	0	0	1	4	0
ARRIBAS cf	5	1	1	0	0	0	0	0	0	0	0	0	0	2	0	0	0	1	0	0
MEER rf	5	1	1	2	0	1	0	0	0	0	0	0	0	0	0	0	0	1	0	0
NIJHOF dh	1	1	0	0	0	0	0	2	0	0	1	0	0	0	0	0	0	0	0	0
CORNELISE 1b/p	2	1	0	0	0	0	0	1	0	0	1	0	0	1	0	0	1	12	1	0
ANGELA 1b	0	0	0	0	0	0	0	0	0	0	0	0	0	0	0	0	0	0	0	0
KORTSTAM lf	1	0	0	0	0	0	0	0	0	0	0	0	0	1	0	0	0	0	0	0
ILLIS ph/lf	3	1	1	2	1	0	0	0	0	0	0	0	0	1	0	0	1	2	0	0
HIJER p	0	0	0	0	0	0	0	0	0	0	0	0	0	0	0	0	0	0	0	0
RONNENBERGH p	0	0	0	0	0	0	0	0	0	0	0	0	0	0	0	0	0	0	0	0
BOMBENG p	0	0	0	0	0	0	0	0	0	0	0	0	0	0	0	0	0	1	0	0
Totals.....	35	8	8	7	2	1	0	5	1	1	2	0	0	7	1	0	2	27	15	2

ITALY 5 (2-5)

Player	AB	R	H	BI	2B	3B	HR	BB	SB	CS	HP	SH	SF	SO	IBB	KL	GDP	PO	A	E
CARADONNA cf	5	2	2	1	1	1	0	0	0	0	0	0	0	1	0	0	0	3	0	0
EBAU lf	4	1	0	0	0	0	0	1	0	1	0	0	0	0	0	0	0	2	0	0
BENETTI 3b	4	1	1	1	0	0	0	0	0	0	1	0	0	0	0	0	0	1	3	2
GALLI rf	3	0	2	1	0	0	0	0	0	1	0	0	0	0	0	0	0	0	0	0
GRIMAUDDO rf	2	0	1	1	0	0	0	0	0	0	0	0	0	1	0	0	0	0	0	0
VARIN dh	4	0	0	0	0	0	0	0	0	0	1	0	0	2	0	0	0	0	0	0
AINGER 1b	2	0	0	0	0	0	0	2	0	0	1	0	0	1	0	0	0	12	0	0
RASOIRA 2b	3	0	2	1	0	0	0	0	0	0	1	0	1	1	0	0	0	2	6	0
MINEO c	4	0	0	0	0	0	0	1	0	0	0	0	0	1	0	0	0	6	2	0
MERCURI ss	3	1	1	0	0	0	0	0	0	0	1	0	0	1	0	1	0	1	3	2
CREPALDI p	0	0	0	0	0	0	0	0	0	0	0	0	0	0	0	0	0	0	0	0
MORELLINI p	0	0	0	0	0	0	0	0	0	0	0	0	0	0	0	0	0	0	0	0
PANCIROLI p	0	0	0	0	0	0	0	0	0	0	0	0	0	0	0	0	0	0	0	0
Totals.....	34	5	9	5	1	1	0	4	0	2	5	0	1	8	0	1	0	27	14	4

NETHERLANDS	IP	H	R	ER	BB	SO	WP	HB	BK	IBB	SH	SF	CI	2B	3B	HR	AB	BF	FO	GO	NP
HIJER	5.2	4	1	1	2	5	0	2	1	0	0	0	0	1	0	0	20	24	4	7	76
RONNENBERGH W,2-1	0.1	4	4	4	1	0	0	1	1	0	0	0	0	0	1	0	5	7	0	1	26
BOMBENG	2.2	1	0	0	1	2	0	2	0	0	0	1	0	0	0	0	8	12	2	3	36
CORNELISE S,1	0.1	0	0	0	0	1	0	0	0	0	0	0	0	0	0	0	1	1	0	0	7

ITALY	IP	H	R	ER	BB	SO	WP	HB	BK	IBB	SH	SF	CI	2B	3B	HR	AB	BF	FO	GO	NP
CREPALDI L,0-1	6.0	4	3	3	1	5	0	1	0	0	0	0	0	1	1	0	22	24	4	7	85
MORELLINI	0.0	1	3	3	1	0	0	1	0	0	0	0	0	1	0	0	1	3	0	0	9
PANCIROLI	3.0	3	2	2	3	2	0	0	1	1	0	0	0	0	0	0	12	15	2	4	61

Umpires - HP: Cass D. (CAN) 1B: Killingsworth J(CAN) 2B: Grieve T. (CAN) 3B: Lautier F. (FRA)
Scorers: Del Pino C. (CUB), Surkan E. (CAN), Bonden K. (CAN) TC: Medina P. (CUB), Yip F. (HKG)
Start: 13:00 Time: 2:58 Attendance: 300 Weather: Partly Cloudy

Game notes: CREPALDI faced 3 batters in the 7th. MORELLINI faced 3 batters in the 7th. RONNENBERGH faced 5 batters in the 7th.

Game: 39



2010 IBAF World Junior
Baseball Championship
July 23-August 1

2010 IBAF Championnat du
monde de baseball junior
23 juillet au 1 août



THUNDER BAY • ONTARIO • CANADA

Game Summary – Resumen del Partido 40



Chinese Taipei vs. Canada



Jul 31, 2010 at Thunder Bay (Port Arthur)

CHINESE TAIPEI 3 (5-1)

Player	AB	R	H	BI	2B	3B	HR	BB	SB	CS	HP	SH	SF	SO	IBB	KL	GDP	PO	A	E
LIN Tz 3b	5	0	4	2	0	0	0	0	0	0	0	0	0	0	0	0	0	1	3	0
KO lf	4	0	1	0	0	0	0	1	0	0	0	0	0	1	0	0	1	1	0	0
YANG 2b	4	0	2	0	0	0	0	0	0	1	0	0	0	0	0	0	0	2	1	0
LIN H 1b	4	0	1	0	0	0	0	0	0	0	0	0	0	2	0	1	0	8	0	0
TSAI Y rf	3	0	1	0	0	0	0	1	0	0	0	0	0	1	0	0	0	1	0	0
LIAO ss	3	0	0	0	0	0	0	1	0	0	0	0	0	1	1	0	0	2	3	0
LIN C dh	4	1	0	0	0	0	0	0	0	0	0	0	0	1	0	1	0	0	0	0
LIN Ti c	4	1	1	1	1	0	0	0	0	0	0	0	0	0	0	0	0	10	1	0
OU cf	3	1	0	0	0	0	0	1	1	0	0	0	0	2	0	1	0	2	0	0
LO p	0	0	0	0	0	0	0	0	0	0	0	0	0	0	0	0	0	0	1	0
Totals.....	34	3	10	3	1	0	0	4	1	1	0	0	0	8	1	3	1	27	9	0

CANADA 1 (5-1)

Player	AB	R	H	BI	2B	3B	HR	BB	SB	CS	HP	SH	SF	SO	IBB	KL	GDP	PO	A	E
CALBICK lf/3b	3	1	1	0	1	0	0	1	0	0	0	0	0	2	0	0	0	1	1	0
DAILEY 3b/ss	3	0	1	0	0	0	0	1	0	0	0	0	0	0	1	0	1	2	5	0
POMPEY cf	4	0	0	1	0	0	0	0	0	0	0	0	0	1	0	0	0	0	0	0
DEGLAN c	3	0	0	0	0	0	0	1	0	0	0	0	0	0	0	0	0	9	2	0
DIEDRICK dh	3	0	0	0	0	0	0	1	0	0	0	0	0	1	0	1	1	0	0	0
HARRIS 1b	4	0	0	0	0	0	0	0	0	0	0	0	0	3	0	0	0	13	2	1
WICK rf	3	0	1	0	1	0	0	0	0	0	0	0	0	1	0	0	0	1	0	0
ATKINSON ss/2b	2	0	0	0	0	0	0	1	0	0	0	0	0	0	0	0	0	1	1	2
RALPH 2b	2	0	0	0	0	0	0	0	0	0	0	0	0	2	0	1	0	0	1	0
FORCIER ph/lf	0	0	0	0	0	0	0	0	0	0	0	1	0	0	0	0	0	0	0	0
GRILLS p	0	0	0	0	0	0	0	0	0	0	0	0	0	0	0	0	0	0	3	0
ELLIS p	0	0	0	0	0	0	0	0	0	0	0	0	0	0	0	0	0	0	1	0
BARDIS p	0	0	0	0	0	0	0	0	0	0	0	0	0	0	0	0	0	0	2	0
SMITH p	0	0	0	0	0	0	0	0	0	0	0	0	0	0	0	0	0	0	0	0
Totals.....	27	1	3	1	2	0	0	5	0	0	0	1	0	10	1	2	2	27	18	3

CHINESE TAIPEI	IP	H	R	ER	BB	SO	WP	HB	BK	IBB	SH	SF	CI	2B	3B	HR	AB	BF	FO	GO	NP
LO W,1-0	9.0	3	1	1	5	10	0	0	0	1	1	0	0	2	0	0	27	33	5	10	132

CANADA	IP	H	R	ER	BB	SO	WP	HB	BK	IBB	SH	SF	CI	2B	3B	HR	AB	BF	FO	GO	NP
GRILLS	5.0	3	1	1	2	5	0	0	0	0	0	0	0	0	0	0	17	19	2	7	70
ELLIS L,1-1	1.1	4	2	0	0	0	0	0	0	0	0	0	0	1	0	0	7	7	1	1	29
BARDIS	1.1	2	0	0	2	2	0	0	0	1	0	0	0	0	0	0	5	7	0	1	28
SMITH	1.1	1	0	0	0	1	0	0	0	0	0	0	0	0	0	0	5	5	0	2	22

Umpires - HP: Perez J. (CUB) 1B: Brandsma J. (NED) 2B: Screti M. (ITA) 3B: Park H. (KOR)
 Scores: Buitenhuis J. (CAN), Gelmich D. (CAN), Stradeski R. (CAN)
 TC: Gullizzoni G. (ITA), Caliendo P. (USA)
 Start: 19:04 Time: 2:50 Attendance: 5000

Weather: Partly Cloudy
 Game notes:
 Game: 40



2010 IBAF World Junior
Baseball Championship
July 23-August 1

2010 IBAF Championnat du
monde de baseball junior
23 juillet au 1 août



THUNDER BAY • ONTARIO • CANADA

Game Summary – Resumen del Partido 41



U.S.A vs. South Korea



Jul 31, 2010 at Thunder Bay (Baseball Central)

U.S.A. 4 (6-1)

Player	AB	R	H	BI	2B	3B	HR	BB	SB	CS	HP	SH	SF	SO	IBB	KL	GDP	PO	A	E
LORENZEN rf	5	0	1	0	0	0	0	0	0	0	0	0	0	0	0	0	0	0	0	0
LINDOR ss	4	2	1	0	0	0	0	0	0	0	1	0	0	1	0	0	0	1	5	2
LITTLEWOOD 3b	4	0	3	3	1	1	0	1	0	0	0	0	0	0	0	0	0	1	2	0
SWIHART c	4	0	1	0	0	0	0	1	0	0	0	0	0	0	0	0	0	8	3	0
STARLING cf	2	0	1	0	0	0	0	2	0	1	0	0	0	1	0	0	0	0	0	0
DELMONICO 1b	3	0	0	0	0	0	0	1	0	0	0	0	0	1	0	0	1	14	1	0
LOPES 2b	4	0	0	0	0	0	0	0	0	0	0	0	0	3	0	0	0	2	5	0
McCULLERS dh	4	2	2	0	0	0	0	0	0	0	0	0	0	2	0	1	0	0	0	0
ALMORA lf	3	0	1	1	0	0	0	0	0	1	0	1	0	0	0	0	0	1	0	0
SIMMS p	0	0	0	0	0	0	0	0	0	0	0	0	0	0	0	0	0	0	2	0
HOCHSTTTER p	0	0	0	0	0	0	0	0	0	0	0	0	0	0	0	0	0	0	0	0
MAPLES p	0	0	0	0	0	0	0	0	0	0	0	0	0	0	0	0	0	0	1	0
Totals.....	33	4	10	4	1	1	0	5	0	2	1	1	0	8	0	1	1	27	19	2

KOREA 2 (4-3)

Player	AB	R	H	BI	2B	3B	HR	BB	SB	CS	HP	SH	SF	SO	IBB	KL	GDP	PO	A	E
KANG Ky ss	3	0	0	0	0	0	0	0	0	0	0	1	0	1	0	0	0	3	3	0
JEONG cf	4	1	0	0	0	0	0	0	1	0	0	0	0	2	0	1	0	3	0	0
HOR 3b	4	0	1	0	0	0	0	0	0	1	0	0	0	1	0	0	0	1	2	0
KANG J dh	4	0	0	0	0	0	0	0	0	0	0	0	0	2	0	0	0	0	0	0
YOO K c	3	0	0	0	0	0	0	1	0	0	0	0	0	1	0	0	0	8	2	0
HA 1b	2	0	0	0	0	0	0	0	0	0	0	0	0	0	0	0	0	5	0	0
KANG B 2b	0	0	0	0	0	0	0	2	0	0	0	0	0	0	0	0	0	1	1	0
KIM H rf	4	0	1	0	0	0	0	0	0	0	0	0	0	0	0	0	0	1	0	0
BAEK 2b/lb	2	0	0	0	0	0	0	1	0	0	0	0	0	0	0	0	0	4	4	0
SHIN lf	2	1	0	0	0	0	0	1	0	0	0	0	0	0	0	0	0	1	0	0
LEE H p	0	0	0	0	0	0	0	0	0	0	0	0	0	0	0	0	0	0	0	0
LEE T p	0	0	0	0	0	0	0	0	0	0	0	0	0	0	0	0	0	0	0	0
CHOI H p	0	0	0	0	0	0	0	0	0	0	0	0	0	0	0	0	0	0	0	0
YOO C p	0	0	0	0	0	0	0	0	0	0	0	0	0	0	0	0	0	0	0	0
Totals.....	28	2	2	0	0	0	0	5	1	1	0	1	0	7	0	1	0	27	12	0

U.S.A.	IP	H	R	ER	BB	SO	WP	HB	BK	IBB	SH	SF	CI	2B	3B	HR	AB	BF	FO	GO	NP
SIMMS	7.0	2	2	0	4	6	0	0	0	0	0	0	0	0	0	0	23	27	2	12	108
HOCHSTTTER W,1-0	1.0	0	0	0	0	0	0	0	0	0	1	0	0	0	0	0	2	3	0	2	15
MAPLES S,1	1.0	0	0	0	1	1	0	0	0	0	0	0	0	0	0	0	3	4	0	2	18

KOREA	IP	H	R	ER	BB	SO	WP	HB	BK	IBB	SH	SF	CI	2B	3B	HR	AB	BF	FO	GO	NP
LEE H	2.0	2	1	1	1	2	0	0	0	0	0	0	0	0	1	0	8	9	3	1	34
LEE T	1.0	2	0	0	0	1	1	0	0	0	0	0	0	0	0	0	5	5	1	1	22
CHOI H	3.1	1	1	1	3	4	0	0	0	0	0	0	0	0	0	0	9	12	1	3	55
YOO C L,1-2	2.2	5	2	2	1	1	1	1	0	0	1	0	0	1	0	0	11	14	2	4	49

Umpires - HP: Drury T. (CAN) 1B: Howe S. (AUS) 2B: Chang C. (TPE) 3B: Downs A. (CAN)
 Scorers: Del Pino C. (CUB), Bonden K. (CAN) TC: Medina P. (CUB), Hoffman R. (GER)
 Start: 16:53 Time: 2:46 Attendance: 500

Weather: Cloudy

Game notes: LEE T faced 1 batter in the 4th. SIMMS faced 2 batters in the 8th.

Game: 41



2010 IBAF World Junior
Baseball Championship
July 23-August 1

2010 IBAF Championnat du
monde de baseball junior
23 juillet au 1 août



THUNDER BAY • ONTARIO • CANADA

Game Summary – Resumen del Partido 42



Australia vs. Cuba



Jul 31, 2010 at Thunder Bay (Port Arthur Stadium)

AUSTRALIA 2 (4-3)

Player	AB	R	H	BI	2B	3B	HR	BB	SB	CS	HP	SH	SF	SO	IBB	KL	GDP	PO	A	E
CAMPBELL lf	4	0	0	0	0	0	0	0	0	0	0	0	0	3	0	1	0	2	0	0
YOUNIS 2b	4	0	0	0	0	0	0	0	0	0	0	0	0	0	0	0	0	3	3	0
McDONALD J 3b	4	0	2	0	0	0	0	0	0	0	0	0	0	1	0	1	0	1	2	0
BATTAGLIA c	3	1	0	0	0	0	0	1	0	0	0	0	0	2	0	0	0	3	3	0
PARISH 1b	2	1	1	0	0	0	0	2	0	0	0	0	0	0	0	0	1	12	1	0
WHITE rf	4	0	0	0	0	0	0	0	0	0	0	0	0	3	0	2	0	2	0	0
MATAVESI dh	4	0	2	2	1	0	0	0	0	0	0	0	0	1	0	0	0	0	0	0
MORRIS cf	3	0	1	0	0	0	0	0	0	0	0	0	0	0	0	0	1	3	0	0
SHELDON /COL ss	3	0	0	0	0	0	0	0	0	0	0	0	0	0	0	0	0	0	4	0
MURPHY p	0	0	0	0	0	0	0	0	0	0	0	0	0	0	0	0	0	1	2	0
BAKKER p	0	0	0	0	0	0	0	0	0	0	0	0	0	0	0	0	0	0	2	0
Totals.....	31	2	6	2	1	0	0	3	0	0	0	0	0	10	0	4	2	27	17	0

CUBA 1 (4-3)

Player	AB	R	H	BI	2B	3B	HR	BB	SB	CS	HP	SH	SF	SO	IBB	KL	GDP	PO	A	E
IBANEZ ss	3	0	0	0	0	0	0	1	0	0	0	0	0	1	0	1	0	2	3	0
AVILES 1b	4	0	1	0	0	0	0	0	0	1	0	0	0	0	0	0	0	11	0	0
SOLER rf	3	0	0	0	0	0	0	1	0	0	0	0	0	0	0	0	0	1	0	0
JIMENEZ lf	4	0	0	0	0	0	0	0	0	0	0	0	0	0	0	0	0	1	0	0
RIVAS dh	3	1	2	0	1	0	0	0	0	0	0	0	0	1	0	0	0	0	0	0
RAMIREZ pr/dh	1	0	0	0	0	0	0	0	0	0	0	0	0	0	0	0	0	0	0	0
HERNANDEZ S 3b	3	0	1	0	0	0	0	0	0	0	0	1	0	0	0	0	0	0	2	0
BALAGUERT cf	3	0	0	0	0	0	0	0	0	0	0	0	0	1	0	1	0	1	0	0
GARCIA ph	1	0	1	0	0	0	0	0	0	0	0	0	0	0	0	0	0	0	0	0
CRESPO c	3	0	0	0	0	0	0	1	0	1	0	0	0	1	0	0	0	9	1	0
RIVALTA 2b	3	0	2	0	0	0	0	0	0	0	0	0	0	0	0	0	0	2	5	0
NUNEZ p	0	0	0	0	0	0	0	0	0	0	0	0	0	0	0	0	0	0	4	0
VALENTIN p	0	0	0	0	0	0	0	0	0	0	0	0	0	0	0	0	0	0	0	0
CASANOVA p	0	0	0	0	0	0	0	0	0	0	0	0	0	0	0	0	0	0	0	0
Totals.....	31	1	7	0	1	0	0	3	0	2	0	1	0	4	0	2	0	27	15	0

AUSTRALIA	IP	H	R	ER	BB	SO	WP	HB	BK	IBB	SH	SF	CI	2B	3B	HR	AB	BF	FO	GO	NP
MURPHY W,1-0	7.0	4	1	1	2	4	1	0	0	0	1	0	0	1	0	0	22	25	6	9	97
BAKKER S,1	2.0	3	0	0	1	0	0	0	0	0	0	0	0	0	0	0	9	10	2	4	36
CUBA	IP	H	R	ER	BB	SO	WP	HB	BK	IBB	SH	SF	CI	2B	3B	HR	AB	BF	FO	GO	NP
NUNEZ L,1-1	8.0	6	2	2	2	8	1	0	0	0	0	0	0	1	0	0	28	30	3	11	100
VALENTIN	0.1	0	0	0	1	0	0	0	0	0	0	0	0	0	0	0	1	2	1	0	5
CASANOVA	0.2	0	0	0	0	2	0	0	0	0	0	0	0	0	0	0	2	2	0	0	12

Umpires - HP: Behn S. (USA) 1B: Wilhem C. (CAN) 2B: Wever F. (PAN) 3B: Krupa J. (CZE)

Scorers: Buitenhuis J. (CAN), Larson R. (CAN), Galbraith L. (CAN)

TC: Caliendo P. (USA), Baba J. (CAN)

Start: 14:34 Time: 2:36 Attendance: 1200

Weather: Sunny

Game notes: NUNEZ faced 1 batter in the 9th.

Game: 42



2010 IBAF World Junior
Baseball Championship
July 23-August 1

2010 IBAF Championnat du
monde de baseball junior
23 juillet au 1 août



THUNDER BAY • ONTARIO • CANADA

Team's stats – Estadísticas de equipo



Australia

AUS

(All games Sorted by Batting avg)

Record: 4-3 Home: 2-1 Away: 2-2 WJC - 2010: 4-3

Player	AVG	GP-GS	AB	R	H	2B	3B	HR	RBI	TB	SLG%	BB	HBP	SO	GDP	OB%	SF	SH	SB-ATT	PO	A	E	FLD%
11 YOUNIS Jacob.....	.385	6-6	26	6	10	1	2	0	9	15	.577	2	0	4	0	.429	0	0	2-2	15	23	2	.950
33 WHITE Jake.....	.375	6-6	24	3	9	2	0	0	1	11	.458	2	0	10	0	.423	0	0	1-1	11	2	1	.929
23 PARISH Luke.....	.364	6-6	22	7	8	0	2	0	4	12	.545	4	0	4	2	.462	0	0	0-1	59	4	0	1.000
10 McDONALD Jordan..	.360	6-6	25	7	9	3	0	1	7	15	.600	2	0	5	0	.407	0	0	0-0	4	5	1	.900
17 CAMPBELL Andrew..	.360	6-6	25	5	9	2	0	0	1	11	.440	1	0	9	0	.385	0	0	0-1	5	8	2	.867
16 BATTAGLIA Ryan...	.320	6-6	25	6	8	1	0	3	9	18	.720	2	0	7	0	.370	0	0	0-0	29	5	0	1.000
5 MORRIS Sam.....	.318	6-6	22	3	7	0	0	1	6	10	.455	0	1	4	1	.348	0	1	1-1	8	0	0	1.000
6 SHELDON COLLINS J	.250	6-4	16	5	4	1	0	0	3	5	.313	0	1	1	0	.294	0	0	0-0	4	15	0	1.000
4 CONE Scott.....	.211	5-5	19	4	4	0	0	0	3	4	.211	2	0	5	0	.286	0	0	1-1	6	0	0	1.000
8 CORBITT Matthew..	.500	1-0	2	2	1	0	1	0	1	3	1.500	0	0	0	0	.500	0	0	0-0	0	0	0	.000
29 MATAVESI Josh....	.273	3-3	11	2	3	1	0	1	3	7	.636	1	0	2	2	.333	0	0	0-0	0	0	0	.000
Totals.....	.332	6-6	217	50	72	11	5	6	47	111	.512	16	2	51	5	.383	0	1	5-7	144	75	9	.961
Opponents.....	.242	6-6	178	27	43	8	0	3	25	60	.337	31	5	30	5	.369	0	3	4-6	145	63	14	.937

LOB - Team (41), Opp (46). DPs turned - Team (7), Opp (5). IBB - Team (1), BATTAGLIA 1.

(All games Sorted by Earned run avg)

Player	ERA	W-L	APP	GS	CG	SHO/CBO	SV	IP	H	R	ER	BB	SO	2B	3B	HR	AB	E/Avg	WP	HBP	BK	SFA	SHA
20 KILBY Jason.....	1.80	1-0	1	1	0	0/0	0	5.0	1	1	1	5	5	0	0	0	17	.059	1	1	0	0	0
28 MURPHY James.....	2.31	1-0	2	1	0	0/0	0	11.2	7	3	3	7	6	1	0	0	38	.184	2	0	0	0	2
37 MOSEL Greg.....	3.60	0-1	2	1	0	0/0	1	5.0	6	2	2	3	1	1	0	0	20	.300	0	1	0	0	0
3 LODGE Jackson....	4.05	1-0	2	2	0	0/0	0	13.1	12	7	6	3	7	5	0	0	50	.240	0	1	0	0	0
7 McGRATH Daniel...	7.20	1-0	1	1	0	0/0	0	5.0	4	4	4	5	7	0	0	2	18	.222	0	2	0	0	0
8 CORBITT Matthew..	0.00	0-0	1	0	0	0/0	0	2.0	1	0	0	2	2	0	0	0	6	.167	0	0	0	0	0
31 McDONALD Travis..	0.00	0-0	1	0	0	0/0	0	1.1	1	0	0	0	0	0	0	0	5	.200	0	0	0	0	0
12 DALE Tyler.....	0.00	0-0	1	0	0	0/0	0	1.0	1	0	0	0	1	0	0	0	4	.250	0	0	0	0	0
26 BAKKER Lucas.....	13.50	0-0	2	0	0	0/0	1	3.1	7	5	5	3	1	0	0	1	16	.438	1	0	0	0	0
35 WARNER Josh.....	99.00	0-1	1	0	0	0/0	0	0.1	3	5	5	3	0	1	0	0	4	.750	0	0	0	0	1
Totals.....	4.88	4-2	6	6	0	0/0	2	48.0	43	27	26	31	30	8	0	3	178	.242	4	5	0	0	3
Opponents.....	7.63	2-4	6	6	0	0/0	2	48.1	72	50	41	16	51	11	5	6	217	.332	6	2	0	0	1

PB - Team (2), BATTAGLIA 2, Opp (2). Pickoffs - Team (2), LODGE 1, MOSEL 1. SBA/ATT - BATTAGLIA (3-5), MURPHY (0-2), WARNER (1-1), PARISH (1-1), KILBY (1-1), MOSEL (1-1), LODGE (1-1).

(All games Sorted by Fielding pct)

Player	C	PO	A	E	FLD%	Dps	SBA	CSB	SBA%	PB	CI
23 PARISH Luke.....	63	59	4	0	1.000	7	1	0	1.000	0	0
16 BATTAGLIA Ryan...	34	29	5	0	1.000	0	3	2	.600	2	0
6 SHELDON COLLINS J	19	4	15	0	1.000	1	0	0	---	0	0
5 MORRIS Sam.....	8	8	0	0	1.000	0	0	0	---	0	0
4 CONE Scott.....	6	6	0	0	1.000	0	0	0	---	0	0
28 MURPHY James....	4	1	3	0	1.000	0	0	2	.000	0	0
37 MOSEL Greg.....	2	0	2	0	1.000	0	1	0	1.000	0	0
26 BAKKER Lucas....	2	0	2	0	1.000	0	0	0	---	0	0
11 YOUNIS Jacob.....	40	15	23	2	.950	4	0	0	---	0	0
33 WHITE Jake.....	14	11	2	1	.929	1	0	0	---	0	0
10 McDONALD Jordan..	10	4	5	1	.900	1	0	0	---	0	0
3 LODGE Jackson....	8	1	6	1	.875	0	1	0	1.000	0	0
17 CAMPBELL Andrew..	15	5	8	2	.867	3	0	0	---	0	0
20 KILBY Jason.....	2	1	0	1	.500	0	1	0	1.000	0	0
35 WARNER Josh.....	1	0	0	1	.000	0	1	0	1.000	0	0
8 CORBITT Matthew..	0	0	0	0	.000	0	0	0	---	0	0
7 McGRATH Daniel...	0	0	0	0	.000	0	0	0	---	0	0
29 MATAVESI Josh....	0	0	0	0	.000	0	0	0	---	0	0
12 DALE Tyler.....	0	0	0	0	.000	0	0	0	---	0	0
31 McDONALD Travis..	0	0	0	0	.000	0	0	0	---	0	0
Totals.....	228	144	75	9	.961	7	4	2	.667	2	0
Opponents.....	222	145	63	14	.937	5	5	2	.714	2	0

Hitting minimums - 2.0 AB/Game 2.7 TPA/Game
Pitching minimums - 0.8 IP/Game



2010 IBAF World Junior
Baseball Championship
July 23-August 1
THUNDER BAY • ONTARIO • CANADA

2010 IBAF Championnat du
monde de baseball junior
23 juillet au 1 août



Team's stats – Estadísticas de equipo



Canada

CAN

(All games Sorted by Batting avg)

Record: 5-2 Home: 3-2 Away: 2-0 WJC - 2010: 5-2

Player	AVG	GP-GS	AB	R	H	2B	3B	HR	RBI	TB	SLG%	BB	HBP	SO	GDP	OB%	SF	SH	SB-ATT	PO	A	E	FLD%
5 CALBICK Alexander	.550	7-4	20	6	11	2	0	0	1	13	.650	3	0	3	1	.609	0	0	0-0	4	1	0	1.000
15 DIEDRICK Philip..	.407	7-6	27	4	11	3	0	1	10	17	.630	3	0	6	1	.467	0	0	0-0	1	0	0	1.000
28 WICK Rowan.....	.375	7-7	24	4	9	3	0	2	6	18	.750	4	1	7	1	.467	1	0	0-0	16	0	1	.941
17 POMPEY Dalton....	.333	7-6	24	3	8	3	0	1	8	14	.583	5	0	5	0	.448	0	0	2-2	7	0	1	.875
16 HARRIS Jalen.....	.296	7-7	27	4	8	1	0	0	2	9	.333	3	1	8	0	.387	0	0	1-1	69	6	2	.974
25 DAILEY Brandon...	.231	7-7	26	6	6	1	0	2	5	13	.500	7	0	10	1	.394	0	0	1-1	5	14	2	.905
21 DEGLAN Kellin....	.182	7-7	22	5	4	1	0	0	0	5	.227	6	0	4	0	.357	0	0	0-0	47	8	0	1.000
33 ATKINSON Justin..	.179	7-7	28	2	5	1	0	0	4	6	.214	2	1	2	0	.258	0	0	1-1	12	25	4	.902
1 RALPH Jimmy.....	.148	7-7	27	4	4	0	0	0	1	4	.148	0	0	12	0	.148	0	0	0-0	8	16	2	.923
35 FORCIER Emmanuel.	.286	7-4	14	5	4	1	0	0	0	5	.357	3	0	3	0	.412	0	1	1-1	4	0	0	1.000
32 BOSTON Jordan....	.000	3-1	2	0	0	0	0	0	1	0	.000	1	0	1	0	.250	1	0	0-0	5	0	0	1.000
Totals.....	.290	7-7	241	43	70	16	0	6	38	104	.432	37	3	61	4	.389	2	1	6-6	183	88	13	.954
Opponents.....	.210	7-7	224	22	47	8	0	3	20	64	.286	28	8	62	6	.319	0	2	5-7	175	66	12	.953

LOB - Team (66), Opp (57). DPs turned - Team (10), Opp (6). IBB - Team (3), DEGLAN 1, POMPEY 1, DAILEY 1, Opp (1).

(All games Sorted by Earned run avg)

Player	ERA	W-L	APP	GS	CG	SHO/CBO	SV	IP	H	R	ER	BB	SO	2B	3B	HR	AB	B/Avg	WP	HBP	BK	SFA	SHA
29 ROBSON Thomas....	0.00	0-0	1	1	0	0/0	0	6.0	3	0	0	0	4	1	0	0	21	.143	0	1	0	0	0
31 ELLIS Michael....	0.00	1-1	3	1	0	0/0	0	5.2	6	2	0	0	3	1	0	0	22	.273	0	0	0	0	0
11 SMITH Brian.....	0.00	1-0	2	0	0	0/0	0	5.2	2	0	0	4	7	1	0	0	18	.111	1	2	0	0	0
9 BARDIS Brian.....	1.23	0-0	4	0	0	0/0	0	7.1	6	1	1	4	10	0	0	0	27	.222	1	1	0	0	1
14 PAQUET Jonathan..	3.48	1-0	3	2	0	0/0	0	10.1	10	5	4	4	12	2	0	1	40	.250	1	2	0	0	0
30 GRILLS Evan.....	4.50	0-1	2	1	0	0/0	0	8.0	6	4	4	5	7	0	0	0	27	.222	3	0	0	0	0
20 DYGESTILE T. Jese	5.91	1-0	2	2	0	0/0	0	10.2	10	8	7	5	12	3	0	2	41	.244	4	2	0	0	1
10 PIERCE Joel.....	0.00	1-0	3	0	0	0/0	0	4.0	1	0	0	6	3	0	0	0	13	.077	0	0	0	0	0
27 PIVETTA Nicholas.	2.70	0-0	3	0	0	0/0	1	3.1	3	2	1	0	4	0	0	0	15	.200	0	0	0	0	0
Totals.....	2.51	5-2	7	7	0	0/0	1	61.0	47	22	17	28	62	8	0	3	224	.210	10	8	0	0	2
Opponents.....	5.09	2-5	7	7	2	1/0	0	58.1	70	43	33	37	61	16	0	6	241	.290	9	3	1	2	1

PB - Team (2), DEGLAN 1, WICK 1, Opp (2). Pickoffs - Team (2), GRILLS 1, BARDIS 1. SBA/ATT - DEGLAN (4-6), PAQUET (1-2), GRILLS (2-2), ELLIS (0-1), WICK (1-1), PIERCE (1-1), DYGESTILE (1-1).

(All games Sorted by Fielding pct)

Player	C	PO	A	E	FLD%	Dps	SBA	CSB	SBA%	PB	CI
21 DEGLAN Kellin....	55	47	8	0	1.000	0	4	2	.667	1	0
30 GRILLS Evan.....	7	1	6	0	1.000	1	2	0	1.000	0	0
32 BOSTON Jordan....	5	5	0	0	1.000	0	0	0	---	0	0
5 CALBICK Alexander	5	4	1	0	1.000	0	0	0	---	0	0
9 BARDIS Brian.....	4	0	4	0	1.000	0	0	0	---	0	0
35 FORCIER Emmanuel.	4	4	0	0	1.000	0	0	0	---	0	0
31 ELLIS Michael....	3	0	3	0	1.000	0	0	1	---	0	0
20 DYGESTILE T. Jese	3	1	2	0	1.000	0	1	0	1.000	0	0
14 PAQUET Jonathan..	3	2	1	0	1.000	0	1	1	.500	0	0
27 PIVETTA Nicholas.	1	0	1	0	1.000	0	0	0	---	0	0
15 DIEDRICK Philip..	1	1	0	0	1.000	0	0	0	---	0	0
11 SMITH Brian.....	1	0	1	0	1.000	0	0	0	---	0	0
16 HARRIS Jalen.....	77	69	6	2	.974	8	0	0	---	0	0
28 WICK Rowan.....	17	16	0	1	.941	0	1	0	1.000	1	0
1 RALPH Jimmy.....	26	8	16	2	.923	6	0	0	---	0	0
25 DAILEY Brandon...	21	5	14	2	.905	3	0	0	---	0	0
33 ATKINSON Justin..	41	12	25	4	.902	8	0	0	---	0	0
17 POMPEY Dalton....	8	7	0	1	.875	0	0	0	---	0	0
29 ROBSON Thomas....	2	1	0	1	.500	0	0	0	---	0	0
10 PIERCE Joel.....	0	0	0	0	.000	0	1	0	1.000	0	0
Totals.....	284	183	88	13	.954	10	5	2	.714	2	0
Opponents.....	253	175	66	12	.953	6	6	0	1.000	2	0

Hitting minimums - 2.0 AB/Game 2.7 TPA/Game

Pitching minimums - 0.8 IP/Game



2010 IBAF World Junior
Baseball Championship
July 23-August 1

2010 IBAF Championnat du
monde de baseball junior
23 juillet au 1 août



THUNDER BAY • ONTARIO • CANADA

Team's stats – Estadísticas de equipo



Chinese Taipei

TPE

(All games Sorted by Batting avg)

Record: 6-1 Home: 4-0 Away: 2-1 WJC - 2010: 6-1

Player	AVG	GP-GS	AB	R	H	2B	3B	HR	RBI	TB	SLG%	BB	HBP	SO	GDP	OB%	SF	SH	SB-ATT	PO	A	E	FLD%
17 LIN Tzu Wei.....	.607	7-7	28	12	17	4	1	1	11	26	.929	4	0	1	0	.656	0	0	3-4	5	15	0	1.000
12 LIN Ting Yen.....	.474	6-6	19	6	9	4	0	0	4	13	.684	1	1	4	0	.524	0	0	0-0	54	3	0	1.000
9 YANG Hong Sheng..	.346	7-7	26	4	9	1	0	2	12	16	.615	4	0	0	0	.419	1	0	0-1	10	15	1	.962
7 KO Chih Wei.....	.280	7-7	25	7	7	0	0	0	7	7	.280	6	0	3	1	.419	0	1	0-0	6	0	0	1.000
8 OU Yao - Tsung...	.263	7-7	19	7	5	0	0	0	5	5	.263	3	1	3	1	.375	1	0	3-3	8	0	0	1.000
5 LIN Chih Hsien....	.250	7-7	28	2	7	3	0	0	6	10	.357	2	0	8	1	.300	0	0	0-0	55	4	1	.983
15 LIN Chia-Ching...	.250	7-6	20	4	5	0	0	0	1	5	.250	2	0	3	1	.304	1	0	0-0	2	0	0	1.000
6 LIAO Chun Kai....	.240	7-7	25	5	6	1	0	0	2	7	.280	3	0	2	3	.321	0	1	0-0	10	15	3	.893
16 TSAI Chih Yu.....	.231	7-7	26	4	6	2	1	0	3	10	.385	4	0	4	0	.333	0	0	1-1	2	0	0	1.000
3 PAN Yao-Chieh....	.333	2-1	3	0	1	0	0	0	0	1	.333	2	0	1	0	.600	0	0	0-0	2	0	0	1.000
2 KUO Chun Wei.....	.000	3-1	5	2	0	0	0	0	0	0	.000	0	1	2	1	.167	0	0	0-0	16	2	0	1.000
4 LIN Ching Fu.....	.000	1-0	3	0	0	0	0	0	0	0	.000	1	0	0	1	.250	0	0	0-0	1	0	0	1.000
Totals.....	.317	7-7	227	53	72	15	2	3	51	100	.441	32	3	31	9	.404	3	2	7-9	174	69	5	.980
Opponents.....	.270	7-7	222	29	60	10	0	4	26	82	.369	15	11	72	9	.345	1	4	1-1	166	95	19	.932

LOB - Team (48), Opp (50). DPs turned - Team (10), Opp (13). TPs turned - Team (0), Opp (1). IBB - Team (1), LIAO 1, Opp (2). Picked off - LIN Tz 1, YANG 1.

(All games Sorted by Earned run avg)

Player	ERA	W-L	APP	GS	CG	SHO/CBO	SV	IP	H	R	ER	BB	SO	2B	3B	HR	AB	B/Avg	WP	HBP	BK	SFA	SHA
19 LO Kuo Hua.....	0.73	1-0	3	2	1	0/1	1	12.1	7	1	1	6	13	2	0	0	41	.171	0	2	0	0	2
20 CHEN Ping Hsueh..	2.57	0-0	3	1	0	0/1	0	7.0	6	2	2	3	12	1	0	1	26	.231	0	1	0	0	0
14 KUO Chun Lin.....	4.50	1-0	2	2	1	0/0	0	14.0	13	8	7	2	24	1	0	2	55	.236	0	1	0	0	0
10 CHEN Hung Yi.....	4.50	1-0	1	1	0	0/0	0	6.0	5	3	3	1	5	2	0	0	21	.238	3	1	0	1	0
11 PENG Shih Ying...	1.80	1-0	2	0	0	0/1	0	5.0	6	1	1	2	0	0	0	19	.316	0	2	1	0	0	
18 TSAI Cheng Han...	7.20	1-0	2	0	0	0/0	1	5.0	8	4	4	2	6	1	0	0	22	.364	1	1	0	0	1
13 WANG Wei Chung...	8.44	1-1	2	1	0	0/1	0	5.1	6	5	5	0	6	2	0	1	20	.300	1	1	0	0	1
1 HUANG Jia Wei....	13.50	0-0	2	0	0	0/0	0	3.1	9	5	5	0	4	1	0	0	18	.500	1	2	0	0	0
Totals.....	4.34	6-1	7	7	2	1/1	2	58.0	60	29	28	15	72	10	0	4	222	.270	6	11	1	1	4
Opponents.....	6.51	1-6	7	7	1	1/0	0	55.1	72	53	40	32	31	15	2	3	227	.317	4	3	0	3	2

PB - Team (1), LIN Ti 1, Opp (2). Pickoffs - Team (1), TSAI H 1, Opp (2). SBA/ATT - HUANG J (1-1), LIN Ti (1-1).

(All games Sorted by Fielding pct)

Player	C	PO	A	E	FLD%	Dps	SBA	CSB	SBA%	PB	CI
12 LIN Ting Yen.....	57	54	3	0	1.000	0	1	0	1.000	1	0
17 LIN Tzu Wei.....	20	5	15	0	1.000	4	0	0	---	0	0
2 KUO Chun Wei.....	18	16	2	0	1.000	1	0	0	---	0	0
8 OU Yao - Tsung...	8	8	0	0	1.000	0	0	0	---	0	0
7 KO Chih Wei.....	6	6	0	0	1.000	0	0	0	---	0	0
14 KUO Chun Lin.....	5	1	4	0	1.000	0	0	0	---	0	0
11 PENG Shih Ying...	4	0	4	0	1.000	1	0	0	---	0	0
20 CHEN Ping Hsueh..	3	1	2	0	1.000	1	0	0	---	0	0
3 PAN Yao-Chieh....	2	2	0	0	1.000	0	0	0	---	0	0
16 TSAI Chih Yu.....	2	2	0	0	1.000	0	0	0	---	0	0
15 LIN Chia-Ching...	2	2	0	0	1.000	0	0	0	---	0	0
10 CHEN Hung Yi.....	2	1	1	0	1.000	0	0	0	---	0	0
18 TSAI Cheng Han...	2	0	2	0	1.000	0	0	0	---	0	0
19 LO Kuo Hua.....	1	0	1	0	1.000	1	0	0	---	0	0
1 HUANG Jia Wei....	1	0	1	0	1.000	0	1	0	1.000	0	0
4 LIN Ching Fu.....	1	1	0	0	1.000	0	0	0	---	0	0
5 LIN Chih Hsien....	60	55	4	1	.983	10	0	0	---	0	0
9 YANG Hong Sheng..	26	10	15	1	.962	5	0	0	---	0	0
6 LIAO Chun Kai....	28	10	15	3	.893	4	0	0	---	0	0
13 WANG Wei Chung...	0	0	0	0	.000	0	0	0	---	0	0
Totals.....	248	174	69	5	.980	10	1	0	1.000	1	0
Opponents.....	280	166	95	19	.932	13	7	2	.778	2	0

Hitting minimums - 2.0 AB/Game 2.7 TPA/Game

Pitching minimums - 0.8 IP/Game



2010 IBAF World Junior
Baseball Championship
July 23-August 1

2010 IBAF Championnat du
monde de baseball junior
23 juillet au 1 août



THUNDER BAY • ONTARIO • CANADA

Team's stats – Estadísticas de equipo



Cuba

CUB

(All games Sorted by Batting avg)

Record: 4-3 Home: 1-2 Away: 3-1 WJC - 2010: 4-3

Player	AVG	GP-GS	AB	R	H	2B	3B	HR	RBI	TB	SLG%	BB	HBP	SO	GDP	OB%	SF	SH	SB-ATT	PO	A	E	FLD%
23 AVILES D. Guiller	.370	7-7	27	10	10	2	1	2	6	20	.741	4	0	2	1	.452	0	0	1-2	65	3	1	.986
88 JIMENEZ H. Geikis	.350	7-6	20	5	7	1	0	1	9	11	.550	4	0	5	0	.407	3	0	1-1	6	1	0	1.000
11 RIVALTA G. Yamil.	.304	7-7	23	3	7	2	0	0	1	9	.391	2	0	3	3	.360	0	1	0-1	10	23	1	.971
10 SOLER C. Jorge...	.304	7-7	23	5	7	3	1	0	2	12	.522	9	0	1	2	.500	0	0	1-1	9	1	0	1.000
20 HERNANDEZ S. Laza	.292	7-7	24	2	7	0	1	1	6	12	.500	1	1	4	1	.346	0	1	1-2	4	13	1	.944
14 RIVAS G. Victor..	.273	7-5	22	4	6	1	0	0	4	7	.318	3	0	7	1	.346	1	0	0-0	0	0	0	1.000
56 BALAGUERT G. Yasi	.200	7-7	25	4	5	1	0	0	2	6	.240	2	2	9	1	.300	1	0	0-0	7	1	1	.889
3 CRESPO F. Dariel.	.200	7-7	20	2	4	1	0	0	0	5	.250	4	2	4	1	.385	0	0	0-1	46	8	0	1.000
2 IBANEZ V. Andy...	.130	7-7	23	6	3	0	1	0	5	5	.217	7	0	5	0	.333	0	0	1-1	10	12	0	1.000
8 GARCIA G. Angel..	.571	4-1	7	1	4	2	0	0	2	6	.857	1	0	1	0	.625	0	0	0-0	3	3	0	1.000
12 GOURRIELL C. Lour	.000	4-1	6	0	0	0	0	0	0	0	.000	0	0	1	0	.000	0	0	0-0	2	2	0	1.000
54 RAMIREZ E. Lazaro	.000	6-1	4	2	0	0	0	0	0	0	.000	2	0	2	0	.333	0	0	0-0	3	0	0	1.000
13 FUSTE l. Javier..	.000	2-0	3	0	0	0	0	0	0	0	.000	1	0	0	0	.250	0	0	0-0	10	0	0	1.000
Totals.....	.264	7-7	227	44	60	13	4	4	37	93	.410	40	5	44	10	.379	5	2	5-9	179	79	4	.985
Opponents.....	.201	7-7	214	19	43	7	1	0	15	52	.243	27	8	60	5	.313	0	1	4-5	179	86	17	.940

LOB - Team (58), Opp (54). DPs turned - Team (6), Opp (12). IBB - Team (1), AVILES 1, Opp (1).

(All games Sorted by Earned run avg)

Player	ERA	W-L	APP	GS	CG	SHO/CBO	SV	IP	H	R	ER	BB	SO	2B	3B	HR	AB	B/Avg	WP	HBP	BK	SFA	SHA
59 VALENTIN G. Eddy	0.00	1-1	4	1	1	1/0	0	9.2	2	1	0	7	10	0	0	0	31	.065	2	1	1	0	0
34 CASTILLO O. Yosib	0.00	0-0	2	2	0	0/0	0	8.0	9	0	0	5	1	0	0	31	.290	0	1	0	0	0	0
52 NUNEZ A. Darien..	1.23	1-1	3	2	0	0/0	0	14.2	11	5	2	3	16	2	0	54	.204	1	0	0	0	0	0
40 CASANOVA B. Yorda	1.50	0-1	4	0	0	0/0	0	6.0	4	2	1	3	10	1	0	21	.190	0	1	0	0	0	0
57 LUIS R. Omar.....	1.89	2-0	3	2	2	1/0	0	19.0	14	4	4	9	16	3	0	68	.206	1	4	0	0	1	0
91 BARO' F. Antonio.	27.00	0-0	3	0	0	0/0	0	1.1	2	4	4	2	1	0	1	5	.400	1	1	0	0	0	0
62 QUESADA C. Rogeli	27.00	0-0	2	0	0	0/0	0	1.0	1	3	3	3	2	0	0	4	.250	0	0	0	0	0	0
Totals.....	2.11	4-3	7	7	3	2/0	0	59.2	43	19	14	27	60	7	1	214	.201	5	8	1	0	1	0
Opponents.....	4.83	3-4	7	7	0	0/0	1	59.2	60	44	32	40	44	13	4	4	227	.264	10	5	1	5	2

PB - Team (1), CRESPO 1. Pickoffs - Team (1), CASANOVA 1. SBA/ATT - CRESPO (4-5), LUIS (3-3), CASTILLO (0-1), NUNEZ (1-1).

(All games Sorted by Fielding pct)

Player	C	PO	A	E	FLD%	Dps	SBA	CSB	SBA%	PB	CI
3 CRESPO F. Dariel.	54	46	8	0	1.000	0	4	1	.800	1	0
2 IBANEZ V. Andy...	22	10	12	0	1.000	5	0	0	---	0	0
10 SOLER C. Jorge...	10	9	1	0	1.000	1	0	0	---	0	0
13 FUSTE l. Javier..	10	10	0	0	1.000	0	0	0	---	0	0
88 JIMENEZ H. Geikis	7	6	1	0	1.000	0	0	0	---	0	0
8 GARCIA G. Angel..	6	3	3	0	1.000	1	0	0	---	0	0
57 LUIS R. Omar.....	5	3	2	0	1.000	1	3	0	1.000	0	0
52 NUNEZ A. Darien..	4	0	4	0	1.000	1	1	0	1.000	0	0
12 GOURRIELL C. Lour	4	2	2	0	1.000	1	0	0	---	0	0
34 CASTILLO O. Yosib	3	1	2	0	1.000	0	0	1	.000	0	0
59 VALENTIN G. Eddy	3	0	3	0	1.000	0	0	0	---	0	0
54 RAMIREZ E. Lazaro	3	3	0	0	1.000	0	0	0	---	0	0
40 CASANOVA B. Yorda	1	0	1	0	1.000	0	0	0	---	0	0
23 AVILES D. Guiller	69	65	3	1	.986	5	0	0	---	0	0
11 RIVALTA G. Yamil.	34	10	23	1	.971	3	0	0	---	0	0
20 HERNANDEZ S. Laza	18	4	13	1	.944	1	0	0	---	0	0
56 BALAGUERT G. Yasi	9	7	1	1	.889	0	0	0	---	0	0
14 RIVAS G. Victor..	0	0	0	0	.000	0	0	0	---	0	0
91 BARO' F. Antonio.	0	0	0	0	.000	0	0	0	---	0	0
62 QUESADA C. Rogeli	0	0	0	0	.000	0	0	0	---	0	0
Totals.....	262	179	79	4	.985	6	4	1	.800	1	0
Opponents.....	282	179	86	17	.940	12	5	4	.556	0	0

Hitting minimums - 2.0 AB/Game 2.7 TPA/Game

Pitching minimums - 0.8 IP/Game



2010 IBAF World Junior
Baseball Championship
July 23-August 1

2010 IBAF Championnat du
monde de baseball junior
23 juillet au 1 août



THUNDER BAY • ONTARIO • CANADA

Team's stats – Estadísticas de equipo



Czech Republic

CZE

(All games Sorted by Batting avg)

Record: 0-7 Home: 0-3 Away: 0-4 WJC - 2010: 0-7

Player	AVG	GP-GS	AB	R	H	2B	3B	HR	RBI	TB	SLG%	BB	HBP	SO	GDP	OB%	SF	SH	SB-ATT	PO	A	E	FLD%
54 SYKORA Tomas.....	.480	7-7	25	5	12	2	0	0	4	14	.560	6	0	5	1	.581	0	0	0-0	59	2	2	.968
35 VRBSKY Ladislav..	.350	5-5	20	0	7	1	0	0	4	8	.400	1	1	3	0	.409	0	1	0-1	10	4	1	.933
2 SILA Petr.....	.346	7-7	26	8	9	0	1	0	1	11	.423	7	0	5	0	.485	0	0	4-6	23	16	2	.951
37 KOCOUR Daniel....	.300	6-5	20	0	6	0	0	0	1	6	.300	1	0	7	0	.333	0	0	0-0	10	0	1	.909
14 VYKOUKAL Michael.	.280	7-7	25	4	7	0	0	0	1	7	.280	4	0	9	0	.379	0	1	1-1	15	1	0	1.000
50 CERVENKA Martin..	.233	7-7	30	6	7	1	1	1	9	13	.433	1	0	0	0	.258	0	1	1-1	20	12	2	.941
8 ANTOS Ondrej.....	.182	6-5	22	0	4	0	0	0	2	4	.182	1	0	8	0	.217	0	0	0-0	6	1	2	.778
45 SAZAVSKY Richard.	.167	7-6	18	2	3	1	0	0	0	4	.222	2	1	6	0	.286	0	1	1-2	8	9	3	.850
13 NEVERIL David....	.042	7-7	24	3	1	0	0	0	0	1	.042	3	0	12	0	.148	0	0	1-2	10	17	6	.818

30 MINARIK Marek....	.250	1-1	4	0	1	0	0	0	0	1	.250	0	0	2	0	.250	0	0	0-1	2	8	2	.833
20 HAMZA Ivan.....	.200	4-3	10	0	2	0	0	0	2	2	.200	1	0	2	0	.273	0	0	0-0	11	5	4	.800
34 DVORAK Martin....	.125	4-1	8	0	1	0	0	0	1	1	.125	1	0	6	0	.222	0	0	0-0	0	2	0	1.000
48 VYKOUKAL Marko...	.000	2-2	3	1	0	0	0	0	0	0	.000	2	0	2	0	.400	0	0	0-0	0	2	0	1.000
38 NAVRATIL Richard.	.000	1-0	1	0	0	0	0	0	0	0	.000	0	0	0	0	.000	0	0	0-0	0	1	0	1.000
49 BRABEC Matej.....	.000	1-0	1	0	0	0	0	0	0	0	.000	0	0	1	0	.000	0	0	0-0	1	3	1	.800
Totals.....	.253	7-7	237	29	60	5	2	1	25	72	.304	30	2	68	1	.342	0	4	8-14	175	86	26	.909
Opponents.....	.331	7-7	245	65	81	17	4	1	50	109	.445	29	12	33	4	.415	8	4	20-25	186	82	10	.964

LOB - Team (60), Opp (60). DPs turned - Team (7), Opp (2). IBB - Team (1), SYKORA 1. Picked off - KOCOUR 1.

(All games Sorted by Earned run avg)

Player	ERA	W-L	APP	GS	CG	SHO/CBO	SV	IP	H	R	ER	BB	SO	2B	3B	HR	AB B/Avg	WP	HBP	BK	SFA	SHA
30 MINARIK Marek....	2.76	0-1	3	3	0	0/0	0	16.1	13	11	5	9	14	2	1	0	59 .220	3	4	1	0	2
48 VYKOUKAL Marko...	6.75	0-2	2	2	0	0/0	0	8.0	12	6	6	4	0	4	0	0	36 .333	0	0	0	1	0
20 HAMZA Ivan.....	7.88	0-1	3	0	0	0/0	0	8.0	12	8	7	3	5	0	0	1	31 .387	0	3	1	1	1
52 SOBOTKA Michal...	10.03	0-1	4	1	0	0/0	0	11.2	16	16	13	8	11	3	1	0	48 .333	2	2	0	2	1

37 KOCOUR Daniel....	0.00	0-0	1	0	0	0/0	0	0.0	2	0	0	0	0	0	0	3	.667	0	0	0	0	0
35 VRBSKY Ladislav..	8.44	0-1	2	1	0	0/0	0	5.1	9	11	5	3	0	3	2	0	24 .375	0	2	1	2	0
49 BRABEC Matej.....	9.00	0-1	2	0	0	0/0	0	5.0	7	5	5	2	1	1	0	0	20 .350	1	1	0	1	0
38 NAVRATIL Richard.	13.50	0-0	3	0	0	0/0	0	4.0	10	8	6	0	2	4	0	0	24 .417	1	0	0	1	0
Totals.....	7.25	0-7	7	7	0	0/0	0	58.1	81	65	47	29	33	17	4	1	245 .331	7	12	3	8	4
Opponents.....	3.34	7-0	7	7	0	1/1	2	62.0	60	29	23	30	68	5	2	1	237 .253	14	2	1	0	4

PB - Team (0), Opp (2). Pickoffs - Team (3), VRBSKY 2, HAMZA 1, Opp (1). SBA/ATT - CERVENKA (14-18), HAMZA (8-10), MINARIK (5-7), VYKOUKAL MI (6-6), VYKOUKAL MA (3-3), SOBOTKA (3-3), BRABEC (0-1), NAVRATIL (1-1).

(All games Sorted by Fielding pct)

Player	C	PO	A	E	FLD%	DPS	SBA	CSB	SBA%	PB	CI
14 VYKOUKAL Michael.	16	15	1	0	1.000	0	6	0	1.000	0	0
52 SOBOTKA Michal...	3	0	3	0	1.000	0	3	0	1.000	0	0
34 DVORAK Martin....	2	0	2	0	1.000	0	0	0	---	0	0
48 VYKOUKAL Marko...	2	0	2	0	1.000	0	3	0	1.000	0	0
38 NAVRATIL Richard.	1	0	1	0	1.000	0	1	0	1.000	0	0
54 SYKORA Tomas.....	63	59	2	2	.968	4	0	0	---	0	0
2 SILA Petr.....	41	23	16	2	.951	5	0	0	---	0	0
50 CERVENKA Martin..	34	20	12	2	.941	1	14	4	.778	0	0
35 VRBSKY Ladislav..	15	10	4	1	.933	2	0	0	---	0	0
37 KOCOUR Daniel....	11	10	0	1	.909	0	0	0	---	0	0
45 SAZAVSKY Richard.	20	8	9	3	.850	2	0	0	---	0	0
30 MINARIK Marek....	12	2	8	2	.833	0	5	2	.714	0	0
13 NEVERIL David....	33	10	17	6	.818	3	0	0	---	0	0
20 HAMZA Ivan.....	20	11	5	4	.800	3	8	2	.800	0	0
49 BRABEC Matej.....	5	1	3	1	.800	0	0	1	.000	0	0
8 ANTOS Ondrej.....	9	6	1	2	.778	0	0	0	---	0	0
Totals.....	287	175	86	26	.909	7	20	5	.800	0	0
Opponents.....	278	186	82	10	.964	2	8	6	.571	2	0

Hitting minimums - 2.0 AB/Game 2.7 TPA/Game
Pitching minimums - 0.8 IP/Game



2010 IBAF World Junior
Baseball Championship
July 23-August 1

2010 IBAF Championnat du
monde de baseball junior
23 juillet au 1 août



THUNDER BAY • ONTARIO • CANADA

Team's stats – Estadísticas de equipo

	France	FRA
--	---------------	------------

(All games Sorted by Batting avg)

Record: 1-6 Home: 0-2 Away: 1-4 WJC - 2010: 1-6

Player	AVG	GP-GS	AB	R	H	2B	3B	HR	RBI	TB	SLG%	BB	HBP	SO	GDP	OB%	SF	SH	SB-ATT	PO	A	E	FLD%
33 COOPMAN Warren...	.318	7-7	22	3	7	1	0	0	1	8	.364	2	0	4	0	.375	0	0	2-3	7	10	5	.773
44 NEUMANN Sebastian	.313	6-4	16	2	5	0	0	0	2	5	.313	2	2	2	1	.450	0	0	0-0	5	2	0	1.000
50 VICENTE Simon....	.280	7-7	25	3	7	1	0	0	4	8	.320	0	2	6	2	.333	0	0	0-0	55	3	2	.967
41 COMBES Oscar.....	.278	7-7	18	4	5	0	1	0	1	7	.389	4	4	3	0	.500	0	1	0-1	10	15	6	.806
47 PITCHER Andy.....	.192	7-7	26	2	5	2	0	0	2	7	.269	2	0	6	0	.250	0	0	1-1	18	0	2	.900
35 PAZ Andy.....	.190	7-7	21	2	4	0	0	0	3	4	.190	5	1	1	1	.357	1	0	1-1	21	15	0	1.000

34 LAKMECHE Theo Mil	.250	4-2	4	2	1	0	0	0	0	1	.250	3	1	2	0	.625	0	1	0-0	7	1	0	1.000
32 RODRIGUEZ Benjami	.167	6-4	12	0	2	0	0	0	1	2	.167	1	1	4	0	.286	0	0	0-1	4	9	1	.929
54 DEFONTAINE Alexan	.154	5-3	13	0	2	0	0	0	2	2	.154	0	0	1	1	.154	0	0	0-0	1	0	1	.500
48 DIDIER Luc.....	.125	5-5	16	3	2	0	0	0	2	2	.125	0	0	5	0	.125	0	0	0-0	11	0	1	.917
45 BLONDIN Thibault..	.091	5-4	11	1	1	0	0	0	1	1	.091	1	0	5	0	.167	0	0	0-0	2	5	2	.778
52 PATUREL Arthur....	.000	6-4	10	1	0	0	0	0	0	0	.000	0	3	4	1	.231	0	0	0-0	7	1	1	.889
42 MAURETTE Alexandr	.000	4-2	3	1	0	0	0	0	0	0	.000	0	0	1	0	.000	0	0	0-0	7	4	0	1.000
49 TOUHARI Amin.....	.000	1-0	2	0	0	0	0	0	0	0	.000	0	0	0	0	.000	0	0	0-0	0	2	0	1.000
30 MOREL Christopher	.000	1-0	0	0	0	0	0	0	0	0	.000	1	0	0	0	1.000	0	0	0-0	0	0	1	.000
Totals.....	.206	7-7	199	24	41	4	1	0	19	47	.236	21	14	44	6	.323	1	2	4-7	156	70	23	.908
Opponents.....	.352	7-7	236	76	83	21	7	8	66	142	.602	31	8	23	1	.436	5	4	6-11	165	84	14	.947

LOB - Team (50), Opp (54). DPs turned - Team (3), Opp (6). Picked off - NEUMANN 2, COMBES 1, RODRIGUEZ 1.

(All games Sorted by Earned run avg)

Player	ERA	W-L	APP	GS	CG	SHO/CBO	SV	IP	H	R	ER	BB	SO	2B	3B	HR	AB B/Avg	WP	HBP	BK	SFA	SHA	
33 COOPMAN Warren...	0.00	1-0	2	0	0	0/0	0	6.2	4	3	0	1	7	2	0	0	21	.190	1	0	0	0	1
46 HIGASHIYAMA Julie	4.15	0-0	3	0	0	0/0	0	8.2	9	6	4	4	2	0	1	0	35	.257	0	1	0	0	1
49 TOUHARI Amin.....	5.40	0-2	2	2	0	0/0	0	8.1	8	9	5	3	2	1	1	0	33	.242	2	3	0	0	2
30 MOREL Christopher	9.00	0-1	3	1	0	0/0	0	6.0	9	7	6	5	5	2	1	0	27	.333	1	1	1	1	0
51 FACCELDI Dennis..	12.71	0-1	2	1	0	0/0	0	5.2	11	9	8	3	2	3	0	4	28	.393	0	0	1	0	0

44 NEUMANN Sebastian	9.00	0-0	1	0	0	0/0	0	4.0	4	4	4	3	2	0	1	1	17	.235	1	0	0	0	0
31 MORIN Benoit.....	13.50	0-0	2	0	0	0/0	0	3.1	9	7	5	3	0	2	0	1	18	.500	0	0	0	1	0
42 MAURETTE Alexandr	16.62	0-1	2	1	0	0/0	0	4.1	12	13	8	3	0	5	1	1	25	.480	1	0	0	2	0
53 SCHLEGEL Keenan..	21.00	0-1	2	1	0	0/0	0	3.0	11	9	7	2	1	5	2	0	21	.524	1	1	0	0	0
43 MONBEIG Maximin..	40.50	0-0	2	1	0	0/0	0	2.0	6	9	9	4	2	1	0	1	11	.545	0	2	0	1	0
Totals.....	9.52	1-6	7	7	0	0/0	0	52.0	83	76	55	31	23	21	7	8	236	.352	7	8	2	5	4
Opponents.....	2.29	6-1	7	7	1	1/0	2	55.0	41	24	14	21	44	4	1	0	199	.206	7	14	4	1	2

Pickoffs - Team (0), Opp (4). SBA/ATT - LAKMECHE (5-6), PAZ (1-5), HIGASHIYAMA (4-5), TOUHARI (0-2), NEUMANN (0-1), MAURETTE (1-1), SCHLEGEL (1-1), COOPMAN (0-1).

(All games Sorted by Fielding pct)

Player	C	PO	A	E	FLD%	DPS	SBA	CSB	SBA%	PB	CI
35 PAZ Andy.....	36	21	15	0	1.000	2	1	4	.200	0	0
42 MAURETTE Alexandr	11	7	4	0	1.000	1	1	0	1.000	0	0
34 LAKMECHE Theo Mil	8	7	1	0	1.000	0	5	1	.833	0	0
44 NEUMANN Sebastian	7	5	2	0	1.000	0	0	1	1.000	0	0
49 TOUHARI Amin.....	2	0	2	0	1.000	0	0	2	.000	0	0
51 FACCELDI Dennis..	1	1	0	0	1.000	0	0	0	---	0	0
50 VICENTE Simon....	60	55	3	2	.967	2	0	0	---	0	0
32 RODRIGUEZ Benjami	14	4	9	1	.929	1	0	0	---	0	0
48 DIDIER Luc.....	12	11	0	1	.917	0	0	0	---	0	0
47 PITCHER Andy.....	20	18	0	2	.900	0	0	0	---	0	0
52 PATUREL Arthur....	9	7	1	1	.889	1	0	0	---	0	0
41 COMBES Oscar.....	31	10	15	6	.806	0	0	0	---	0	0
45 BLONDIN Thibault..	9	2	5	2	.778	0	0	0	---	0	0
33 COOPMAN Warren...	22	7	10	5	.773	0	0	1	.000	0	0
46 HIGASHIYAMA Julie	4	0	3	1	.750	0	4	1	.800	0	0
54 DEFONTAINE Alexan	2	1	0	1	.500	0	0	0	---	0	0
30 MOREL Christopher	1	0	0	1	.000	0	0	0	---	0	0
43 MONBEIG Maximin..	0	0	0	0	.000	0	0	0	---	0	0
31 MORIN Benoit.....	0	0	0	0	.000	0	0	0	---	0	0
53 SCHLEGEL Keenan..	0	0	0	0	.000	0	1	0	1.000	0	0
Totals.....	249	156	70	23	.908	3	6	5	.545	0	0
Opponents.....	263	165	84	14	.947	6	4	3	.571	0	0

Hitting minimums - 2.0 AB/Game 2.7 TPA/Game
Pitching minimums - 0.8 IP/Game



2010 IBAF World Junior
Baseball Championship
July 23-August 1
THUNDER BAY • ONTARIO • CANADA

2010 IBAF Championnat du
monde de baseball junior
23 juillet au 1 août



Team's stats – Estadísticas de equipo

	Italy	ITA
--	--------------	------------

(All games Sorted by Batting avg)

Record: 2-5 Home: 1-2 Away: 1-3 WJC - 2010: 2-5

Player	AVG	GP-GS	AB	R	H	2B	3B	HR	RBI	TB	SLG%	BB	HBP	SO	GDP	OB%	SF	SH	SB-ATT	PO	A	E	FLD%
1 CARADONNA Mirco...	.417	7-7	24	8	10	1	1	2	5	19	.792	5	0	3	0	.500	1	0	3-3	13	14	10	.730
30 BENETTI Davide...	.375	7-7	24	3	9	1	1	0	10	12	.500	4	1	9	0	.483	0	0	0-1	5	23	4	.875
15 MERCURI Mattia...	.250	7-7	24	2	6	1	0	0	2	7	.292	0	1	13	0	.269	1	0	0-0	13	14	10	.730
26 GRIMAUDD Alessand	.211	7-5	19	2	4	1	0	0	2	5	.263	2	0	7	0	.286	0	0	0-0	6	0	0	1.000
16 SELLAROLI Giusepp	.167	6-6	24	3	4	1	0	0	2	5	.208	0	1	5	0	.200	0	0	0-0	10	2	1	.923
9 EBAU Gabriele....	.130	7-7	23	5	3	0	1	0	0	5	.217	4	3	3	2	.333	0	0	0-1	12	1	0	1.000
27 AINGER Luca.....	.118	7-7	17	4	2	1	0	0	1	3	.176	6	4	9	0	.444	0	1	1-1	63	2	0	1.000
31 MINEO Alberto....	.100	7-6	20	2	2	0	0	0	2	2	.100	4	0	9	0	.250	0	0	0-0	29	7	1	.973

8 MESCHINI Michele..	.500	1-0	2	1	1	0	0	0	0	1	.500	0	0	1	0	.500	0	0	0-0	1	2	1	.750
4 GALLI Matteo.....	.286	5-5	14	2	4	0	0	0	2	4	.286	4	0	5	1	.444	0	0	3-5	2	0	0	1.000
6 RASOIRA Matteo....	.200	4-2	10	1	2	0	0	0	1	2	.200	1	1	3	0	.308	1	0	0-0	5	10	0	1.000
21 VARIN Alberto....	.083	4-4	12	1	1	0	0	1	2	4	.333	2	1	5	0	.267	0	0	0-0	9	0	0	1.000
Totals.....	.225	7-7	213	34	48	6	3	3	29	69	.324	32	12	72	3	.354	3	1	7-11	170	84	28	.901
Opponents.....	.289	7-7	246	69	71	19	4	3	58	107	.435	35	9	41	5	.395	1	1	8-13	175	73	9	.965

LOB - Team (56), Opp (57). DPs turned - Team (5), Opp (6). TPs turned - Team (1). IBB - Team (1), GALLI 1, Opp (2). Picked off - SELLAROLI 1, GALLI 1.

(All games Sorted by Earned run avg)

Player	ERA	W-L	APP	GS	CG	SHO/CBO	SV	IP	H	R	ER	BB	SO	2B	3B	HR	AB	B/Avg	WP	HBP	BK	SFA	SHA
3 CREPALDI Filippo	2.45	0-1	3	3	0	0/0	0	14.2	10	5	4	4	15	2	2	0	51	.196	0	1	0	1	0
29 ZAMBELLONI Andrea	2.70	1-1	2	2	0	0/0	0	10.0	9	11	3	4	3	1	0	1	44	.205	3	1	1	0	0
19 PANCIROLI RICCO'	5.40	0-1	3	1	0	0/0	0	8.1	12	12	5	8	10	5	0	0	40	.300	2	1	1	0	0

13 ANDREOZZI Milvio..	0.00	0-0	1	0	0	0/0	0	1.1	2	1	0	1	0	0	0	0	6	.333	0	0	0	0	0
7 RIVERA Yomel.....	5.40	0-0	2	0	0	0/0	1	3.1	5	5	2	2	2	1	0	1	17	.294	0	3	0	0	0
8 MESCHINI Michele..	6.75	0-1	2	0	0	0/0	0	5.1	7	9	4	4	0	0	0	0	20	.350	1	0	0	0	1
10 GHENO Marco.....	9.00	0-0	2	0	0	0/0	0	4.0	8	8	4	1	1	4	1	0	22	.364	1	1	0	0	0
2 MORELLINI Yuri...	13.50	0-0	2	0	0	0/0	0	4.2	6	7	7	4	2	2	0	0	19	.316	0	2	0	0	0
23 TIBERI Alessandro	16.20	1-1	3	1	0	0/0	0	5.0	12	11	9	7	4	4	1	1	27	.444	2	0	0	0	0
Totals.....	6.04	2-5	7	7	0	0/0	1	56.2	71	69	38	35	41	19	4	3	246	.289	9	9	2	1	1
Opponents.....	4.47	5-2	7	7	0	1/1	2	58.1	48	34	29	32	72	6	3	3	213	.225	7	12	4	3	1

PB - Team (4), MINEO 3, VARIN 1. Pickoffs - Team (1), RIVERA 1, Opp (2). SBA/ATT - MINEO (8-12), PANCIROLI (2-3), CREPALDI (1-3), GHENO (2-2), MORELLINI (1-1), TIBERI (0-1), ZAMBELLONI (1-1), ANDREOZZI (1-1), RIVERA (0-1).

(All games Sorted by Fielding pct)

Player	C	PO	A	E	FLD%	DPs	SBA	CSB	SBA%	PB	CI
27 AINGER Luca.....	65	63	2	0	1.000	5	0	0	---	0	0
6 RASOIRA Matteo....	15	5	10	0	1.000	2	0	0	---	0	0
9 EBAU Gabriele....	13	12	1	0	1.000	0	0	0	---	0	0
21 VARIN Alberto....	9	9	0	0	1.000	0	0	0	---	1	0
26 GRIMAUDD Alessand	6	6	0	0	1.000	0	0	0	---	0	0
3 CREPALDI Filippo	4	0	4	0	1.000	0	1	2	.333	0	0
29 ZAMBELLONI Andrea	2	0	2	0	1.000	0	1	0	1.000	0	0
4 GALLI Matteo.....	2	2	0	0	1.000	0	0	0	---	0	0
10 GHENO Marco.....	1	0	1	0	1.000	0	2	0	1.000	0	0
7 RIVERA Yomel.....	1	0	1	0	1.000	0	0	1	.000	0	0
23 TIBERI Alessandro	1	0	1	0	1.000	0	0	1	.000	0	0
31 MINEO Alberto....	37	29	7	1	.973	0	8	4	.667	3	0
16 SELLAROLI Giusepp	13	10	2	1	.923	0	0	0	---	0	0
30 BENETTI Davide...	32	5	23	4	.875	2	0	0	---	0	0
8 MESCHINI Michele..	4	1	2	1	.750	0	0	0	---	0	0
1 CARADONNA Mirco..	37	13	14	10	.730	2	0	0	---	0	0
15 MERCURI Mattia...	37	13	14	10	.730	2	0	0	---	0	0
19 PANCIROLI RICCO'	3	2	0	1	.667	0	2	1	.667	0	0
13 ANDREOZZI Milvio..	0	0	0	0	.000	0	1	0	1.000	0	0
2 MORELLINI Yuri...	0	0	0	0	.000	0	1	0	1.000	0	0
Totals.....	282	170	84	28	.901	5	8	5	.615	4	0
Opponents.....	257	175	73	9	.965	6	7	4	.636	0	0

Hitting minimums - 2.0 AB/Game 2.7 TPA/Game
Pitching minimums - 0.8 IP/Game



2010 IBAF World Junior
Baseball Championship
July 23-August 1
THUNDER BAY • ONTARIO • CANADA

2010 IBAF Championnat du
monde de baseball junior
23 juillet au 1 août



Team's stats – Estadísticas de equipo



Netherlands

NED

(All games Sorted by Batting avg)

Record: 4-3 Home: 1-1 Away: 3-2 WJC - 2010: 4-3

Player	AVG	GP-GS	AB	R	H	2B	3B	HR	RBI	TB	SLG%	BB	HBP	SO	GDP	OB%	SF	SH	SB-ATT	PO	A	E	FLD%
16 ARRIBAS Daniel...	.391	7-7	23	5	9	3	0	0	1	12	.522	1	3	6	0	.464	1	0	1-1	11	2	0	1.000
2 URBANUS Nick.....	.379	7-7	29	5	11	2	0	0	4	13	.448	5	0	1	0	.471	0	0	2-4	17	34	5	.911
15 GERARD Rashid....	.346	7-7	26	1	9	1	0	1	5	13	.500	0	1	3	0	.370	0	0	0-0	18	7	1	.962
3 MEER van der Stij	.200	7-6	25	5	5	0	1	0	6	7	.280	1	1	2	0	.259	0	0	1-1	19	1	0	1.000
25 ILLIS Jordan.....	.200	6-4	15	3	3	1	0	0	3	4	.267	3	0	5	1	.333	0	1	1-1	3	0	0	1.000
5 CORNELISSE Bayron	.188	7-6	16	3	3	1	0	0	1	4	.250	5	2	8	1	.435	0	1	0-0	65	6	2	.973
26 DAAL Rodney.....	.161	7-7	31	3	5	1	0	0	1	6	.194	3	0	12	1	.235	0	0	1-1	8	25	3	.917
9 SELTENRIJCH Roy..	.133	7-7	30	6	4	0	0	0	3	4	.133	2	3	13	0	.257	0	1	1-1	20	26	0	1.000
4 DIRKSEN Kevin....	.063	6-5	16	2	1	0	0	0	1	1	.063	4	1	7	1	.286	0	0	0-0	2	2	0	1.000
8 NIJHOF Brennan...	.222	6-2	9	2	2	0	0	0	3	2	.222	4	2	1	1	.533	0	0	0-0	1	0	0	1.000
28 VISSER Skip.....	.000	5-3	8	3	0	0	0	0	0	0	.000	2	0	3	0	.200	0	0	0-0	9	1	0	1.000
7 KORTSTAM Raoell..	.000	5-2	8	1	0	0	0	0	1	0	.000	2	2	6	0	.333	0	0	0-0	4	0	0	1.000
23 ANGELA Jerremy..	.000	3-0	0	0	0	0	0	0	0	0	.000	0	0	0	0	.000	0	0	0-0	2	0	0	1.000
Totals.....	.220	7-7	236	39	52	9	1	1	29	66	.280	32	15	67	5	.349	1	3	7-9	184	115	13	.958
Opponents.....	.301	7-7	236	42	71	11	4	3	36	99	.419	41	9	32	8	.419	3	3	8-12	188	85	16	.945

LOB - Team (62), Opp (68). DPs turned - Team (9), Opp (8). IBB - Team (3), URBANUS 3, Opp (3).

(All games Sorted by Earned run avg)

Player	ERA	W-L	APP	GS	CG	SHO/CBO	SV	IP	H	R	ER	BB	SO	2B	3B	HR	AB	B/Avg	WP	HBP	BK	SFA	SHA
14 BOMBENG Reginald.	0.00	0-0	4	0	0	0/0	0	9.0	5	2	0	6	11	0	0	0	32	.156	2	2	1	1	0
23 ANGELA Jerremy..	0.00	0-0	2	0	0	0/0	0	6.0	6	0	0	5	2	0	0	0	21	.286	1	1	0	0	0
19 HARTEVELD Niels..	2.70	0-1	2	2	0	0/0	0	13.1	12	5	4	3	4	2	0	1	49	.245	0	1	0	0	0
18 HUIJER Lars.....	4.09	1-0	3	2	0	0/0	0	11.0	14	6	5	5	6	1	0	0	43	.326	1	2	1	0	1
24 GEESTMAN Kevin...	6.14	1-0	2	0	0	0/0	0	7.1	9	6	5	4	2	2	2	0	29	.310	1	1	0	1	0
5 CORNELISSE Bayron	0.00	0-0	3	0	0	0/0	2	2.1	3	0	0	0	4	0	0	0	10	.300	0	0	0	0	0
20 MEURIS Oscar.....	12.00	0-0	3	1	0	0/0	0	3.0	4	5	4	4	1	2	0	0	13	.308	0	0	0	0	0
30 KOOLIJ van der Hug	12.60	0-1	1	1	0	0/0	0	5.0	4	7	7	9	1	1	0	0	15	.267	0	1	1	1	2
17 RONNENBERGH Scott	16.62	2-1	3	1	0	0/0	0	4.1	14	11	8	5	1	1	2	24	.583	0	1	1	0	0	
Totals.....	4.84	4-3	7	7	0	0/0	2	61.1	71	42	33	41	32	11	4	3	236	.301	5	9	4	3	3
Opponents.....	4.45	3-4	7	7	1	1/1	0	62.2	52	39	31	32	67	9	1	1	236	.220	9	15	1	1	3

PB - Team (3), VISSER 2, ARRIBAS 1, Opp (1). Pickoffs - Team (1), HIJER 1. SBA/ATT - GERARD (5-9), HIJER (4-5), HARTEVELD (1-3), VISSER (2-2), ARRIBAS (1-1), RONNENBERGH (1-1), BOMBENG (0-1), GEESTMAN (1-1), MEURIS (1-1).

(All games Sorted by Fielding pct)

Player	C	PO	A	E	FLD%	Dps	SBA	CSB	SBA%	PB	CI
9 SELTENRIJCH Roy..	46	20	26	0	1.000	4	0	0	---	0	0
3 MEER van der Stij	20	19	1	0	1.000	4	0	0	---	0	0
16 ARRIBAS Daniel...	13	11	2	0	1.000	0	1	0	1.000	1	0
28 VISSER Skip.....	10	9	1	0	1.000	0	2	0	1.000	2	0
19 HARTEVELD Niels..	4	1	3	0	1.000	1	1	2	.333	0	0
7 KORTSTAM Raoell..	4	4	0	0	1.000	0	0	0	---	0	0
4 DIRKSEN Kevin....	4	2	2	0	1.000	0	0	0	---	0	0
25 ILLIS Jordan.....	3	3	0	0	1.000	0	0	0	---	0	0
30 KOOLIJ van der Hug	3	0	3	0	1.000	1	0	0	---	0	0
23 ANGELA Jerremy..	2	2	0	0	1.000	0	0	0	---	0	0
17 RONNENBERGH Scott	1	0	1	0	1.000	0	1	0	1.000	0	0
8 NIJHOF Brennan...	1	1	0	0	1.000	0	0	0	---	0	0
20 MEURIS Oscar.....	1	1	0	0	1.000	0	1	0	1.000	0	0
24 GEESTMAN Kevin...	1	0	1	0	1.000	0	1	0	1.000	0	0
5 CORNELISSE Bayron	73	65	6	2	.973	5	0	0	---	0	0
15 GERARD Rashid....	26	18	7	1	.962	0	5	4	.556	0	0
26 DAAL Rodney.....	36	8	25	3	.917	4	0	0	---	0	0
2 URBANUS Nick.....	56	17	34	5	.911	5	0	0	---	0	0
18 HUIJER Lars.....	5	1	3	1	.800	0	4	1	.800	0	0
14 BOMBENG Reginald.	3	2	0	1	.667	0	0	1	.000	0	0
Totals.....	312	184	115	13	.958	9	8	4	.667	3	0
Opponents.....	289	188	85	16	.945	8	7	2	.778	1	0

Hitting minimums - 2.0 AB/Game 2.7 TPA/Game
Pitching minimums - 0.8 IP/Game



2010 IBAF World Junior
Baseball Championship
July 23-August 1
THUNDER BAY • ONTARIO • CANADA

2010 IBAF Championnat du
monde de baseball junior
23 juillet au 1 août



Team's stats – Estadísticas de equipo

	Panama	PAN
--	---------------	------------

(Sorted by Batting avg)

Record: 2-5 Home: 2-3 Away: 0-2 WJC - 2010: 2-5

Player	AVG	GP-GS	AB	R	H	2B	3B	HR	RBI	TB	SLG%	BB	HBP	SO	GDP	OB%	SF	SH	SB-ATT	PO	A	E	FLD%
14 TORRES Leovany...	.333	7-7	24	4	8	1	1	0	2	11	.458	2	1	2	0	.407	0	1	3-4	14	28	7	.857
12 MIRANDA Pedro...	.235	7-6	17	2	4	1	0	0	1	5	.294	1	1	4	0	.316	0	0	1-2	49	4	1	.981
11 APU Charly.....	.222	7-7	27	2	6	1	0	0	1	7	.259	1	0	4	1	.250	0	0	1-2	15	3	0	1.000
18 SEMPRIS Luis.....	.208	7-7	24	4	5	2	0	0	1	7	.292	3	0	2	0	.296	0	0	0-3	16	1	1	.944
10 MADRIGALES Juan...	.200	7-7	20	2	4	0	1	0	2	6	.300	6	0	8	0	.385	0	0	1-1	35	2	1	.974
20 AMAYA Antony.....	.190	7-7	21	3	4	0	0	1	3	7	.333	5	1	6	0	.370	0	1	2-2	12	1	1	.929
17 SANJUR Mario.....	.120	7-7	25	2	3	1	0	0	2	4	.160	0	0	3	1	.120	0	0	0-0	4	15	0	1.000

13 CHIN Gerald.....	.167	5-4	12	1	2	0	0	0	0	2	.167	2	0	1	0	.286	0	0	3-3	6	5	2	.846
6 ARAUZ Amilcar....	.154	5-3	13	2	2	0	1	0	1	4	.308	1	0	3	0	.214	0	0	0-0	6	8	0	1.000
19 CONCEPCION Keny..	.154	6-5	13	0	2	0	0	0	1	2	.154	4	0	4	0	.353	0	1	2-2	6	0	0	1.000
21 COX Eric.....	.111	7-2	9	1	1	0	0	0	0	1	.111	0	1	5	1	.200	0	0	0-0	6	0	0	1.000
15 MORALES Tomas....	.000	4-1	3	0	0	0	0	0	0	0	.000	1	0	1	0	.250	0	0	0-0	3	2	1	.833

Totals.....	.197	7-7	208	23	41	6	3	1	14	56	.269	26	4	43	3	.298	0	3	13-19	173	83	15	.945
Opponents.....	.328	7-7	241	51	79	11	2	2	44	100	.415	30	10	37	4	.418	4	4	9-13	171	89	22	.922

LOB - Team (47), Opp (65). DPs turned - Team (5), Opp (5). IBB - Team (0), Opp (2).

(Sorted by Earned run avg)

Player	ERA	W-L	APP	GS	CG	SHO/CBO	SV	IP	H	R	ER	BB	SO	2B	3B	HR	AB	B/Avg	WP	HBP	BK	SFA	SHA
8 SANTAMARIA Rigobe	2.16	0-0	3	0	0	0/0	1	8.1	5	2	2	6	5	1	0	0	28	.179	2	2	1	0	2
5 LOZADA Benjamin..	3.48	1-0	3	1	0	0/0	0	10.1	9	5	4	4	5	0	0	0	38	.237	3	3	2	0	0
1 DIEZ Carlos.....	3.48	0-1	2	1	0	0/0	0	10.1	12	5	4	3	9	0	0	0	41	.293	1	1	0	0	2
7 QUIROZ Brayn....	7.71	0-1	2	2	0	0/0	0	7.0	12	8	6	2	5	3	0	1	33	.364	1	0	0	0	0
3 RODRIGUEZ Alexand	11.70	1-1	3	1	0	0/0	0	10.0	18	14	13	4	5	2	1	0	47	.383	2	2	0	1	0

6 ARAUZ Amilcar....	3.86	0-0	2	0	0	0/0	0	2.1	2	1	1	3	2	0	0	0	7	.286	0	1	0	2	0
2 CEDENO Joshua....	9.00	0-0	2	0	0	0/0	0	4.0	9	4	4	0	1	3	0	0	20	.450	0	0	0	0	0
4 RIVERA Osman.....	9.00	0-1	2	1	0	0/0	0	4.0	7	6	4	4	4	1	1	1	18	.389	0	0	0	1	0
14 TORRES Leovany...	13.50	0-0	1	0	0	0/0	0	0.2	3	1	1	1	0	1	0	0	5	.600	0	0	0	0	0
9 CEDENO Jonathan..	54.00	0-1	2	1	0	0/0	0	0.2	2	5	4	3	1	0	0	0	4	.500	1	1	0	0	0

Totals.....	6.71	2-5	7	7	0	0/0	1	57.2	79	51	43	30	37	11	2	2	241	.328	10	10	3	4	4
Opponents.....	1.74	5-2	7	7	1	1/0	1	57.0	41	23	11	26	43	6	3	1	208	.197	3	4	2	0	3

PB - Team (2), APU 1, MADRIGALES 1, Opp (1). Pickoffs - Team (3), SANTAMARIA 1, QUIROZ 1, LOZADA 1. SBA/ATT - MADRIGALES (5-6), APU (2-5), QUIROZ (2-4), RODRIGUEZ (2-3), ARAUZ (2-2), CEDENO Jos (1-1), CEDENO Jon (1-1), LOZADA (0-1), SANTAMARIA (1-1).

(Sorted by Fielding pct)

Player	C	PO	A	E	FLD%	Dps	SBA	CSB	SBA%	PB	CI
17 SANJUR Mario.....	19	4	15	0	1.000	1	0	0	---	0	0
11 APU Charly.....	18	15	3	0	1.000	0	2	3	.400	1	0
6 ARAUZ Amilcar....	14	6	8	0	1.000	1	2	0	1.000	0	0
21 COX Eric.....	6	6	0	0	1.000	0	0	0	---	0	0
19 CONCEPCION Keny..	6	6	0	0	1.000	0	0	0	---	0	0
5 LOZADA Benjamin..	4	0	4	0	1.000	1	0	1	.000	0	0
7 QUIROZ Brayn....	3	0	3	0	1.000	0	2	2	.500	0	0
8 SANTAMARIA Rigobe	2	0	2	0	1.000	0	1	0	1.000	0	0
1 DIEZ Carlos.....	2	1	1	0	1.000	0	0	0	---	0	0
12 MIRANDA Pedro....	54	49	4	1	.981	3	0	0	---	0	0
10 MADRIGALES Juan..	38	35	2	1	.974	1	5	1	.833	1	0
18 SEMPRIS Luis.....	18	16	1	1	.944	1	0	0	---	0	0
20 AMAYA Antony.....	14	12	1	1	.929	1	0	0	---	0	0
14 TORRES Leovany...	49	14	28	7	.857	3	0	0	---	0	0
13 CHIN Gerald.....	13	6	5	2	.846	2	0	0	---	0	0
15 MORALES Tomas....	6	3	2	1	.833	0	0	0	---	0	0
3 RODRIGUEZ Alexand	5	0	4	1	.800	0	2	1	.667	0	0
4 RIVERA Osman.....	0	0	0	0	.000	0	0	0	---	0	0
9 CEDENO Jonathan..	0	0	0	0	.000	0	1	0	1.000	0	0
2 CEDENO Joshua....	0	0	0	0	.000	0	1	0	1.000	0	0

Totals.....	271	173	83	15	.945	5	9	4	.692	2	0
Opponents.....	282	171	89	22	.922	5	13	6	.684	1	0

Hitting minimums - 2.0 AB/Game 2.7 TPA/Game
Pitching minimums - 0.8 IP/Game



2010 IBAF World Junior
Baseball Championship
July 23-August 1

2010 IBAF Championnat du
monde de baseball junior
23 juillet au 1 août



THUNDER BAY • ONTARIO • CANADA

Team's stats – Estadísticas de equipo



South Korea

KOR

(All games Sorted by Batting avg)

Record: 4-3 Home: 2-3 Away: 2-0 WJC - 2010: 4-3

Player	AVG	GP-GS	AB	R	H	2B	3B	HR	RBI	TB	SLG%	BB	HBP	SO	GDP	OB%	SF	SH	SB-ATT	PO	A	E	FLD%	
6 KANG Byug Eui....	.357	7-4	14	2	5	0	0	0	2	5	.357	3	2	3	0	.526	0	1	1-1	9	6	2	.882	
20 KIM Ho Ryung....	.304	6-6	23	4	7	1	0	0	2	8	.348	1	1	3	0	.360	0	0	0-0	5	1	1	.857	
2 MUN U Ram.....	.294	5-5	17	1	5	1	0	0	3	6	.353	0	0	3	0	.263	2	0	0-1	5	0	0	1.000	
10 KANG Jin Sung....	.286	7-6	21	8	6	4	0	1	4	13	.619	6	2	3	0	.483	0	0	0-0	0	0	0	.000	
16 HOR Il.....	.273	6-6	22	8	6	2	1	0	3	10	.455	4	1	6	1	.407	0	0	1-2	2	12	2	.875	
7 KANG Kyung Hak...	.240	7-6	25	4	6	0	1	0	1	8	.320	2	1	5	0	.321	0	1	3-3	14	16	2	.938	
3 H Ju Suk.....	.174	7-6	23	3	4	1	1	0	7	7	.304	4	0	3	0	.296	0	0	1-2	51	5	0	1.000	
8 JEONG Jin Gi.....	.136	6-6	22	5	3	1	0	0	3	4	.182	4	1	3	0	.286	1	0	2-2	9	0	1	.900	

5 BAEK Se Ung.....	.250	6-5	12	2	3	0	0	0	2	3	.250	4	0	1	0	.438	0	1	1-1	10	11	0	1.000	
9 SHIN Cheol Un....	.200	5-4	10	2	2	0	0	0	2	2	.200	5	0	1	0	.467	0	0	1-1	4	0	0	1.000	
12 YOO Kang Nam....	.167	6-5	12	2	2	1	0	0	2	3	.250	4	1	1	0	.412	0	0	0-0	27	3	0	1.000	
24 KIM Min Wook....	.167	4-2	6	0	1	0	0	0	2	1	.167	1	0	2	0	.250	1	1	0-0	9	8	1	.944	
22 YOU Won Seon....	.000	5-2	5	0	0	0	0	0	1	0	.000	4	1	3	0	.500	0	1	0-0	33	4	1	.974	
Totals.....	.236	7-7	212	41	50	11	3	1	34	70	.330	42	10	37	1	.381	4	5	10-13	180	77	11	.959	
Opponents.....	.230	7-7	226	19	52	5	1	4	16	71	.314	26	2	73	3	.315	0	2	3-9	175	89	9	.967	

LOB - Team (57), Opp (57). DPs turned - Team (4), Opp (4). Picked off - KANG J 1, MUN 1, BAEK 1.

(All games Sorted by Earned run avg)

Player	ERA	W-L	APP	GS	CG	SHO/CBO	SV	IP	H	R	ER	BB	SO	2B	3B	HR	AB	B/Avg	WP	HBP	BK	SFA	SHA	
27 YOON Young Sam...	0.00	1-0	1	1	0	0/1	0	8.0	4	0	0	4	5	0	0	0	27	.148	0	0	0	0	0	
1 YOO Chang Sik....	2.14	1-2	5	0	0	0/1	0	21.0	21	6	5	4	31	3	0	1	82	.256	6	1	0	0	2	
11 IM Chan Kyu.....	3.60	1-1	2	2	0	0/1	0	10.0	10	4	4	1	10	0	0	1	40	.250	3	0	0	0	0	
21 CHOI Hyun Jin....	4.00	0-0	3	1	0	0/1	0	9.0	4	4	4	10	14	0	0	2	29	.138	2	0	1	0	0	

18 SIM Chang Min....	0.00	1-0	2	0	0	0/1	0	4.0	4	0	0	1	3	1	0	0	14	.286	1	0	0	0	0	
29 LEE Hyun Ho.....	3.60	0-0	2	2	0	0/0	0	5.0	6	3	2	3	6	1	1	0	22	.273	0	0	0	0	0	
19 LEE Tae Yang....	6.00	0-0	3	1	0	0/0	0	3.0	3	2	2	3	4	0	0	0	12	.250	1	1	0	0	0	
Totals.....	2.55	4-3	7	7	0	2/2	0	60.0	52	19	17	26	73	5	1	4	226	.230	13	2	1	0	2	
Opponents.....	5.09	3-4	7	7	0	0/0	3	58.1	50	41	33	42	37	11	3	1	212	.236	5	10	2	4	5	

PB - Team (2), YOU 2, Opp (3). Pickoffs - Team (0), Opp (3). SBA/ATT - YOO K (2-5), YOO C (1-3), CHOI H (1-3), KIM M (0-2), YOON (0-2), YOU (1-2), LEE H (1-1).

(All games Sorted by Fielding pct)

Player	C	PO	A	E	FLD%	DPs	SBA	CSB	SBA%	PB	CI
3 H Ju Suk.....	56	51	5	0	1.000	3	0	0	---	0	0
12 YOO Kang Nam....	30	27	3	0	1.000	0	2	3	.400	0	0
5 BAEK Se Ung.....	21	10	11	0	1.000	1	0	0	---	0	0
2 MUN U Ram.....	5	5	0	0	1.000	0	0	0	---	0	0
9 SHIN Cheol Un....	4	4	0	0	1.000	0	0	0	---	0	0
1 YOO Chang Sik....	4	2	2	0	1.000	0	1	2	.333	0	0
27 YOON Young Sam...	4	0	4	0	1.000	0	0	2	.000	0	0
18 SIM Chang Min....	2	0	2	0	1.000	1	0	0	---	0	0
11 IM Chan Kyu.....	2	0	2	0	1.000	0	0	0	---	0	0
22 YOU Won Seon....	38	33	4	1	.974	0	1	1	.500	2	0
24 KIM Min Wook....	18	9	8	1	.944	1	0	2	.000	0	0
7 KANG Kyung Hak...	32	14	16	2	.938	3	0	0	---	0	0
8 JEONG Jin Gi.....	10	9	0	1	.900	0	0	0	---	0	0
6 KANG Byug Eui....	17	9	6	2	.882	2	0	0	---	0	0
16 HOR Il.....	16	2	12	2	.875	2	0	0	---	0	0
20 KIM Ho Ryung....	7	5	1	1	.857	0	0	0	---	0	0
21 CHOI Hyun Jin....	2	0	1	1	.500	0	1	2	.333	0	0
10 KANG Jin Sung....	0	0	0	0	.000	0	0	0	---	0	0
29 LEE Hyun Ho.....	0	0	0	0	.000	0	1	0	1.000	0	0
19 LEE Tae Yang....	0	0	0	0	.000	0	0	0	---	0	0
Totals.....	268	180	77	11	.959	4	3	6	.333	2	0
Opponents.....	273	175	89	9	.967	4	10	3	.769	3	0

Hitting minimums - 2.0 AB/Game 2.7 TPA/Game
Pitching minimums - 0.8 IP/Game



2010 IBAF World Junior
Baseball Championship
July 23-August 1
THUNDER BAY • ONTARIO • CANADA

2010 IBAF Championnat du
monde de baseball junior
23 juillet au 1 août



Team's stats – Estadísticas de equipo



United States of America

USA

(All games Sorted by Batting avg)

Record: 6-1 Home: 3-1 Away: 3-0 WJC - 2010: 6-1

Player	AVG	GP-GS	AB	R	H	2B	3B	HR	RBI	TB	SLG%	BB	HBP	SO	GDP	OB%	SF	SH	SB-ATT	PO	A	E	FLD%
7 LORENZEN Michael..	.565	7-7	23	4	13	4	0	1	8	20	.870	3	1	1	0	.630	0	1	1-1	5	2	0	1.000
2 LINDOR Francisco..	.481	7-7	27	10	13	4	0	1	5	20	.741	1	4	3	1	.563	0	2	2-3	8	19	4	.871
9 LITTLEWOOD Marcus	.400	7-7	30	6	12	3	1	0	8	17	.567	3	0	5	1	.455	0	0	1-1	4	15	1	.950
4 SWIHART Blake....	.370	7-7	27	7	10	4	0	2	8	20	.741	3	2	5	0	.469	0	0	0-0	39	6	0	1.000
21 STARLING Derek...	.350	7-7	20	6	7	0	0	1	4	10	.500	10	0	2	0	.567	0	0	0-1	2	0	0	1.000
1 WOLTERS Tony.....	.304	6-6	23	10	7	3	0	1	2	13	.565	2	4	2	2	.448	0	0	2-2	5	5	1	.909
11 RAGIRA Brian.....	.200	6-6	15	2	3	1	0	1	4	7	.467	6	0	2	0	.429	0	0	0-0	8	0	0	1.000
10 SOTO Elvin.....	.125	5-5	16	3	2	0	0	0	1	2	.125	1	2	4	2	.263	0	1	1-1	58	3	1	.984
8 McCULLERS Lance..	.600	2-1	5	3	3	0	0	1	4	6	1.200	1	0	2	0	.667	0	0	0-0	0	0	0	.000
6 LOPES Christian..	.267	5-5	15	5	4	2	0	0	4	6	.400	3	0	3	0	.389	0	0	0-0	10	6	0	1.000
23 DELMONICO Nicky..	.267	6-4	15	4	4	2	0	1	2	9	.600	2	1	3	1	.389	0	0	1-1	21	1	0	1.000
3 ALMORA Reinaldo A	.125	7-1	8	0	1	0	0	0	2	1	.125	0	0	1	0	.111	1	1	0-1	2	0	0	1.000
Totals.....	.353	7-7	224	60	79	23	1	9	52	131	.585	35	14	33	7	.467	1	5	8-11	165	65	9	.962
Opponents.....	.148	7-7	189	14	28	3	1	4	10	45	.238	23	3	67	5	.251	0	1	4-7	156	72	12	.950

LOB - Team (63), Opp (37). DPs turned - Team (5), Opp (7). Picked off - RAGIRA 1.

(All games Sorted by Earned run avg)

Player	ERA	W-L	APP	GS	CG	SHO/CBO	SV	IP	H	R	ER	BB	SO	2B	3B	HR	AB	B/Avg	WP	HBP	BK	SFA	SHA
26 SIMMS John.....	0.00	1-0	2	2	0	0/1	0	13.0	4	2	0	5	17	0	0	0	44	.091	1	0	0	0	0
5 PFEIFER Philip...	1.12	1-1	2	1	1	1/0	0	8.0	3	1	1	3	10	0	1	0	25	.120	0	0	0	0	0
17 HOCHSTATTER John.	1.59	1-0	3	0	0	0/0	1	5.2	2	1	1	1	5	0	0	1	19	.105	0	0	0	0	1
16 VANEGAS A.J.....	1.93	1-0	2	2	0	0/0	0	14.0	9	3	3	5	21	2	0	2	50	.180	0	0	0	0	0
13 CAMARENA Daniel R	0.00	1-0	1	1	1	1/0	0	5.0	2	0	0	4	0	0	0	0	15	.133	0	1	0	0	0
14 MAPLES Dillon....	0.00	0-0	2	0	0	0/1	1	2.0	0	0	0	3	3	0	0	0	6	.000	0	1	0	0	0
8 McCULLERS Lance..	0.00	0-0	1	0	0	0/0	0	1.0	0	0	0	3	2	0	0	0	3	.000	0	0	0	0	0
JACQUEZ.....	4.50	1-0	1	0	0	0/0	0	2.0	1	3	1	3	1	0	0	0	7	.143	3	0	0	0	0
25 OWENS Henry.....	6.23	0-0	1	1	0	0/0	0	4.1	7	4	3	0	4	1	0	1	20	.350	1	1	0	0	0
Totals.....	1.47	6-1	7	7	2	3/1	2	55.0	28	14	9	23	67	3	1	4	189	.148	5	3	0	0	1
Opponents.....	8.31	1-6	7	7	1	0/0	0	52.0	79	60	48	35	33	23	1	9	224	.353	9	14	0	1	5

PB - Team (0), Opp (2). Pickoffs - Team (1), OWENS 1, Opp (1). SBA/ATT - SOTO (3-4), OWENS (1-2), SWIHART (1-2), HOCHSTTTER (1-2), PFEIFER (0-1), VANEGAS (1-1), SIMMS (1-1).

(All games Sorted by Fielding pct)

Player	C	PO	A	E	FLD%	Dps	SBA	CSB	SBA%	PB	CI
4 SWIHART Blake....	45	39	6	0	1.000	2	1	1	.500	0	0
23 DELMONICO Nicky..	22	21	1	0	1.000	1	0	0	---	0	0
6 LOPES Christian..	16	10	6	0	1.000	2	0	0	---	0	0
11 RAGIRA Brian.....	8	8	0	0	1.000	0	0	0	---	0	0
7 LORENZEN Michael.	7	5	2	0	1.000	0	0	0	---	0	0
13 CAMARENA Daniel R	3	1	2	0	1.000	1	0	0	---	0	0
21 STARLING Derek...	2	2	0	0	1.000	0	0	0	---	0	0
16 VANEGAS A.J.....	2	0	2	0	1.000	0	1	0	1.000	0	0
26 SIMMS John.....	2	0	2	0	1.000	0	1	0	1.000	0	0
3 ALMORA Reinaldo A	2	2	0	0	1.000	0	0	0	---	0	0
14 MAPLES Dillon....	1	0	1	0	1.000	0	0	0	---	0	0
5 PFEIFER Philip...	1	1	0	0	1.000	0	0	1	.000	0	0
10 SOTO Elvin.....	62	58	3	1	.984	0	3	1	.750	0	0
9 LITTLEWOOD Marcus	20	4	15	1	.950	2	0	0	---	0	0
1 WOLTERS Tony.....	11	5	5	1	.909	2	0	0	---	0	0
2 LINDOR Francisco.	31	8	19	4	.871	3	0	0	---	0	0
25 OWENS Henry.....	3	1	1	1	.667	0	1	1	.500	0	0
17 HOCHSTATTER John.	1	0	0	1	.000	0	1	1	.500	0	0
8 McCULLERS Lance..	0	0	0	0	.000	0	0	0	---	0	0
JACQUEZ.....	0	0	0	0	.000	0	0	0	---	0	0
Totals.....	239	165	65	9	.962	5	4	3	.571	0	0
Opponents.....	240	156	72	12	.950	7	8	3	.727	2	0

Hitting minimums - 2.0 AB/Game 2.7 TPA/Game
Pitching minimums - 0.8 IP/Game



2010 IBAF World Junior
Baseball Championship
July 23-August 1
THUNDER BAY • ONTARIO • CANADA

2010 IBAF Championnat du
monde de baseball junior
23 juillet au 1 août



Team's stats – Estadísticas de equipo



Venezuela

VEN

(Sorted by Batting avg)

Record: 4-3 Home: 3-0 Away: 1-3 WJC - 2010: 4-3

Player	AVG	GP-GS	AB	R	H	2B	3B	HR	RBI	TB	SLG%	BB	HBP	SO	GDP	OB%	SF	SH	SB-ATT	PO	A	E	FLD%
8 PACHECO Raimin...	.375	6-6	24	5	9	0	0	0	4	9	.375	3	1	3	0	.464	0	0	0-1	6	1	0	1.000
3 JIMENEZ Miguel...	.333	6-4	18	3	6	3	0	0	2	9	.500	1	1	7	1	.400	0	0	1-1	35	1	1	.973
19 FUENMAYOR Ycnan...	.278	5-5	18	3	5	1	0	2	6	12	.667	4	1	3	0	.435	0	0	1-1	12	1	0	1.000
11 SEQUERA Saijo...	.273	6-6	22	2	6	1	0	0	2	7	.318	2	0	2	0	.320	1	1	0-0	56	8	1	.985
21 FLORES Jackson...	.259	6-6	27	5	7	0	1	0	3	9	.333	0	1	4	1	.286	0	0	1-1	12	10	0	1.000
22 AROCHA Eduardo...	.176	6-5	17	4	3	2	0	0	1	5	.294	1	3	3	0	.333	0	0	1-3	4	0	0	1.000
27 ROJAS Keivy.....	1.000	1-0	1	1	1	0	0	0	0	1	1.000	0	0	0	0	1.000	0	0	0-0	0	0	0	.000
30 DUARTE Jose.....	.462	3-3	13	3	6	1	1	1	4	12	.923	0	0	3	0	.429	1	0	0-0	14	1	0	1.000
28 PALMA Manuel.....	.455	4-3	11	2	5	0	0	0	0	5	.455	0	0	1	0	.455	0	0	0-0	3	1	0	1.000
14 GARCIA Rafael....	.308	5-3	13	3	4	0	0	1	2	7	.538	1	0	2	0	.357	0	1	0-0	5	11	1	.941
20 MENDEZ Miguel....	.250	3-3	12	0	3	1	0	0	0	4	.333	0	0	2	1	.250	0	0	0-0	2	10	3	.800
DUANTE.....	.250	1-1	4	0	1	0	0	0	0	1	.250	0	0	2	0	.250	0	0	0-0	0	0	0	.000
21 BRACHO Silvino...	.250	1-0	4	1	1	0	0	0	0	1	.250	0	0	0	0	.250	0	0	1-1	1	1	2	.500
29 VALENZUELA Manuel	.250	1-1	4	2	1	0	0	0	0	1	.250	0	0	0	0	.250	0	0	1-2	2	1	0	1.000
23 RAMIREZ Darwin...	.200	3-1	5	1	1	1	0	0	0	2	.400	1	1	2	0	.429	0	0	0-0	1	2	0	1.000
5 ASCANIO Daniel...	.111	4-3	9	1	1	0	0	0	1	1	.111	2	0	1	1	.273	0	0	0-0	2	7	3	.750
13 CASTILLO Fernando	.083	3-3	12	0	1	0	0	0	0	1	.083	0	0	4	0	.083	0	0	0-1	2	1	0	1.000
2 MEJIAS Angel.....	.000	1-1	2	0	0	0	0	0	1	0	.000	2	0	1	0	.500	0	0	0-0	3	4	0	1.000
Totals.....	.282	6-6	216	36	61	10	2	4	26	87	.403	17	8	40	4	.354	2	2	6-11	160	63	11	.953
Opponents.....	.240	6-6	200	43	48	9	3	4	35	75	.375	44	7	61	3	.394	0	2	14-17	162	70	13	.947

LOB - Team (51), Opp (54). DPs turned - Team (7), Opp (4). IBB - Team (1), RAMIREZ 1, Opp (1). Picked off - CASTILLO 1, PACHECO 1, MENDEZ 1.

(Sorted by Earned run avg)

Player	ERA	W-L	APP	GS	CG	SHO/CBO	SV	IP	H	R	ER	BB	SO	2B	3B	HR	AB	B/Avg	WP	HBP	EK	SFA	SHA
2 MEJIAS Angel.....	3.24	0-2	2	1	0	0/0	0	8.1	7	9	3	8	11	1	0	0	30	.233	0	1	0	0	1
23 RAMIREZ Darwin...	3.27	2-0	2	2	0	0/0	0	11.0	8	4	4	9	14	2	1	0	40	.200	1	1	0	0	0
28 PALMA Manuel.....	4.00	0-0	2	1	0	0/0	0	9.0	7	4	4	4	10	0	2	0	31	.226	0	0	1	0	0
21 BRACHO Silvino....	5.19	0-0	2	2	0	0/0	0	8.2	9	8	5	3	6	2	0	2	35	.257	0	1	0	0	0
7 BASTIDAS Daglis..	9.53	0-0	2	0	0	0/0	0	5.2	6	8	6	10	8	2	0	0	22	.273	4	0	0	0	1
6 BLANCHARD Marco..	3.00	0-0	2	0	0	0/0	0	3.0	2	1	1	1	3	0	0	1	11	.182	1	2	0	0	0
27 ROJAS Keivy.....	4.50	0-0	3	0	0	0/0	2	4.0	3	2	2	4	5	1	0	0	15	.200	2	2	0	0	0
OTOMENDY.....	9.00	0-1	1	0	0	0/0	0	1.0	3	1	1	0	0	1	0	0	5	.600	0	0	0	0	0
29 VALENZUELA Manuel	13.50	1-0	3	0	0	0/0	0	2.2	2	4	4	4	4	0	0	0	10	.200	1	0	0	0	0
1 OTAMENDI Andy J..	99.00	0-0	1	0	0	0/0	0	0.0	1	2	2	1	0	0	0	1	1	1.000	0	0	0	0	0
Totals.....	5.40	3-3	6	6	0	0/0	2	53.1	48	43	32	44	61	9	3	4	200	.240	9	7	1	0	2
Opponents.....	4.00	3-3	6	6	0	1/1	0	54.0	61	36	24	17	40	10	2	4	216	.282	7	8	2	2	2

PB - Team (0), Opp (2). Pickoffs - Team (1), PALMA 1, Opp (3). SBA/ATT - SEQUERA (12-13), MEJIAS (4-4), DUARTE (2-3), BRACHO (3-3), RAMIREZ (2-3), PALMA (1-2), VALENZUELA (2-2), OTAMENDI (2-2), BASTIDAS (0-1).

(Sorted by Fielding pct)

Player	C	PO	A	E	FLD%	DPs	SBA	CSB	SBA%	PB	CI
21 FLORES Jackson...	22	12	10	0	1.000	2	0	0	---	0	0
30 DUARTE Jose.....	15	14	1	0	1.000	1	2	1	.667	0	0
19 FUENMAYOR Ycnan..	13	12	1	0	1.000	1	0	0	---	0	0
2 MEJIAS Angel.....	7	3	4	0	1.000	1	4	0	1.000	0	0
8 PACHECO Raimin...	7	6	1	0	1.000	0	0	0	---	0	0
28 PALMA Manuel.....	4	3	1	0	1.000	0	1	1	.500	0	0
22 AROCHA Eduardo...	4	4	0	0	1.000	0	0	0	---	0	0
13 CASTILLO Fernando	3	2	1	0	1.000	0	0	0	---	0	0
29 VALENZUELA Manuel	3	2	1	0	1.000	0	2	0	1.000	0	0
23 RAMIREZ Darwin...	3	1	2	0	1.000	0	2	1	.667	0	0
6 BLANCHARD Marco..	2	0	2	0	1.000	0	0	0	---	0	0
7 BASTIDAS Daglis..	1	0	1	0	1.000	0	0	1	.000	0	0
11 SEQUERA Saijo....	65	56	8	1	.985	1	12	1	.923	0	0
3 JIMENEZ Miguel...	37	35	1	1	.973	3	0	0	---	0	0
14 GARCIA Rafael....	17	5	11	1	.941	2	0	0	---	0	0
20 MENDEZ Miguel....	15	2	10	3	.800	2	0	0	---	0	0
5 ASCANIO Daniel...	12	2	7	3	.750	1	0	0	---	0	0
21 BRACHO Silvino...	4	1	1	2	.500	1	3	0	1.000	0	0
27 ROJAS Keivy.....	0	0	0	0	.000	0	0	0	---	0	0
DUANTE.....	0	0	0	0	.000	0	0	0	---	0	0
OTOMENDY.....	0	0	0	0	.000	0	0	0	---	0	0
1 OTAMENDI Andy J..	0	0	0	0	.000	0	2	0	1.000	0	0
Totals.....	234	160	63	11	.953	7	14	3	.824	0	0
Opponents.....	245	162	70	13	.947	4	6	5	.545	2	0

Hitting minimums - 2.0 AB/Game 2.7 TPA/Game
Pitching minimums - 0.8 IP/Game



2010 IBAF World Junior
Baseball Championship
July 23-August 1

2010 IBAF Championnat du
monde de baseball junior
23 juillet au 1 août



THUNDER BAY • ONTARIO • CANADA

Leaders Summary – Resumen de Líderes

WJC - 2010 Batting Leaders (as of Aug 01, 2010)

Hitting minimums - 2.0 AB/Game 2.7 TPA/Game
Pitching minimums - 0.8 IP/Game

Batting avg

1. LIN Tzu Wei, TPE.....	.607
2. LORENZEN Michael, USA.....	.565
3. CALBICK Alexander, CAN.....	.550
4. LINDOR Francisco, USA.....	.481
5. SYKORA Tomas, CZE.....	.480
6. LIN Ting Yen, TPE.....	.474
7. CARADONNA Mirco, ITA.....	.417
8. DIEDRICK Philip, CAN.....	.407
9. LITTLEWOOD Marcus, USA.....	.400
10. ARRIBAS Daniel, NED.....	.391

Slugging pct

1. LIN Tzu Wei, TPE.....	.929
2. LORENZEN Michael, USA.....	.870
3. CARADONNA Mirco, ITA.....	.792
4. WICK Rowan, CAN.....	.750
5. LINDOR Francisco, USA.....	.741
SWIHART Blake, USA.....	.741
AVILES D. Guillerm, CUB....	.741
8. BATTAGLIA Ryan, AUS.....	.720
9. LIN Ting Yen, TPE.....	.684
10. FUENMAYOR Ycnan, VEN.....	.667

On base pct

1. LIN Tzu Wei, TPE.....	.656
2. LORENZEN Michael, USA.....	.630
3. CALBICK Alexander, CAN.....	.609
4. SYKORA Tomas, CZE.....	.581
5. STARLING Derek, USA.....	.567
6. LINDOR Francisco, USA.....	.563
7. KANG Byung Eui, KOR.....	.526
8. LIN Ting Yen, TPE.....	.524
9. CARADONNA Mirco, ITA.....	.500
SOLEL C. Jorge, CUB.....	.500

Runs scored

1. LIN Tzu Wei, TPE.....	12
2. WOLTERS Tony, USA.....	10
LINDOR Francisco, USA.....	10
AVILES D. Guillerm, CUB....	10
5. HOR Il, KOR.....	8
CARADONNA Mirco, ITA.....	8
KANG Jin Sung, KOR.....	8
SILA Petr, CZE.....	8
9. 5 tied at.....	7

Hits

1. LIN Tzu Wei, TPE.....	17
2. LINDOR Francisco, USA.....	13
LORENZEN Michael, USA.....	13
4. LITTLEWOOD Marcus, USA.....	12
SYKORA Tomas, CZE.....	12
6. URBANUS Nick, NED.....	11
DIEDRICK Philip, CAN.....	11
CALBICK Alexander, CAN.....	11
9. 4 tied at.....	10

Runs batted in

1. YANG Hong Sheng, TPE.....	12
2. LIN Tzu Wei, TPE.....	11
3. BENETTI Davide, ITA.....	10
DIEDRICK Philip, CAN.....	10
5. YOUNIS Jacob, AUS.....	9
JIMENEZ H. Geikis, CUB....	9
CERVENKA Martin, CZE.....	9
BATTAGLIA Ryan, AUS.....	9
9. 4 tied at.....	8

Doubles

1. SWIHART Blake, USA.....	4
KANG Jin Sung, KOR.....	4
LINDOR Francisco, USA.....	4
LORENZEN Michael, USA.....	4
LIN Ting Yen, TPE.....	4
LIN Tzu Wei, TPE.....	4
7. 10 tied at.....	3

Triples

1. YOUNIS Jacob, AUS.....	2
PARISH Luke, AUS.....	2
3. 23 tied at.....	1

Home runs

1. BATTAGLIA Ryan, AUS.....	3
2. AVILES D. Guillerm, CUB....	2
DAILEY Brandon, CAN.....	2
YANG Hong Sheng, TPE.....	2
FUENMAYOR Ycnan, VEN.....	2
WICK Rowan, CAN.....	2
CARADONNA Mirco, ITA.....	2
SWIHART Blake, USA.....	2
9. 22 tied at.....	1

Total bases

1. LIN Tzu Wei, TPE.....	26
2. LORENZEN Michael, USA.....	20
LINDOR Francisco, USA.....	20
SWIHART Blake, USA.....	20
AVILES D. Guillerm, CUB....	20
6. CARADONNA Mirco, ITA.....	19
7. WICK Rowan, CAN.....	18
BATTAGLIA Ryan, AUS.....	18
9. DIEDRICK Philip, CAN.....	17
LITTLEWOOD Marcus, USA.....	17

Walks

1. STARLING Derek, USA.....	10
2. SOLEL C. Jorge, CUB.....	9
3. IBANEZ V. Andy, CUB.....	7
DAILEY Brandon, CAN.....	7
SILA Petr, CZE.....	7
6. 7 tied at.....	6

Hit by pitch

1. LINDOR Francisco, USA.....	4
WOLTERS Tony, USA.....	4
COMBES Oscar, FRA.....	4
AINGER Luca, ITA.....	4
5. ARRIBAS Daniel, NED.....	3
EBAU Gabriele, ITA.....	3
PATUREL Arthur, FRA.....	3
SELTENRIJCH Roy, NED.....	3
ROCHA Eduardo, VEN.....	3
10.11 tied at.....	2

Sac bunts

1. LINDOR Francisco, USA.....	2
2. 29 tied at.....	1

Sac flies

1. JIMENEZ H. Geikis, CUB....	3
2. MUN U Ram, KOR.....	2
3. 17 tied at.....	1

Stolen bases

1. SILA Petr, CZE.....	4
2. OU Yao - Tsung, TPE.....	3
CHIN Gerald, PAN.....	3
CARADONNA Mirco, ITA.....	3
KANG Kyung Hak, KOR.....	3
LIN Tzu Wei, TPE.....	3
TORRES Leovany, PAN.....	3
GALLI Matteo, ITA.....	3
9. 9 tied at.....	2

Total plate appearances

1. SELTENRIJCH Roy, NED.....	36
2. DAAL Rodney, NED.....	34
LINDOR Francisco, USA.....	34
URBANUS Nick, NED.....	34
5. LITTLEWOOD Marcus, USA.....	33
SILA Petr, CZE.....	33
DAILEY Brandon, CAN.....	33
8. 5 tied at.....	32

At bats

1. DAAL Rodney, NED.....	31
2. LITTLEWOOD Marcus, USA.....	30
SELTENRIJCH Roy, NED.....	30
CERVENKA Martin, CZE.....	30
5. URBANUS Nick, NED.....	29
6. ATKINSON Justin, CAN.....	28
LIN Chih Hsien, TPE.....	28
LIN Tzu Wei, TPE.....	28
9. 8 tied at.....	27

Steal attempts

1. SILA Petr, CZE.....	6
2. GALLI Matteo, ITA.....	5
3. TORRES Leovany, PAN.....	4
URBANUS Nick, NED.....	4
LIN Tzu Wei, TPE.....	4
6. 8 tied at.....	3



Strikeouts

1. MERCURI Mattia, ITA.....	13
SELTENRIJCH Roy, NED.....	13
3. DAAL Rodney, NED.....	12
NEVERIL David, CZE.....	12
RALPH Jimmy, CAN.....	12
6. WHITE Jake, AUS.....	10
DAILEY Brandon, CAN.....	10
8. 6 tied at.....	9

Caught stealing

1. SEMPRIS Luis, PAN.....	3
2. AROCHA Eduardo, VEN.....	2
URBANUS Nick, NED.....	2
GALLI Matteo, ITA.....	2
SILA Petr, CZE.....	2
6. 29 tied at.....	1

Grounded into DP

1. RIVALTA G. Yamil, CUB.....	3
LIAO Chun Kai, TPE.....	3
3. SOLER C. Jorge, CUB.....	2
EBAU Gabriele, ITA.....	2
PARISH Luke, AUS.....	2
SOTO Elvin, USA.....	2
VICENTE Simon, FRA.....	2
WOLTERS Tony, USA.....	2
MATAVESI Josh, AUS.....	2
10.38 tied at.....	1

WJC - 2010 Batting Analysis Leaders (as of Aug 01, 2010)

Hitting minimums - 2.0 AB/Game 2.7 TPA/Game
Pitching minimums - 0.8 IP/Game

Avg vs left

1. VYKOUKAL Michael, CZE.....	.667
2. LIN Tzu Wei, TPE.....	.636
3. SYKORA Tomas, CZE.....	.600
4. CARADONNA Mirco, ITA.....	.571
WOLTERS Tony, USA.....	.571
6. CALBICK Alexander, CAN.....	.556
7. WICK Rowan, CAN.....	.545
8. AVILES D. Guillerm, CUB.....	.500
LINDOR Francisco, USA.....	.500
HERNANDEZ S. Lazar, CUB....	.500

Avg vs right

1. LIN Ting Yen, TPE.....	.727
2. LORENZEN Michael, USA.....	.600
3. LIN Tzu Wei, TPE.....	.588
4. CALBICK Alexander, CAN.....	.545
5. DIEDRICK Philip, CAN.....	.538
6. WHITE Jake, AUS.....	.529
7. YOUNIS Jacob, AUS.....	.474
8. LINDOR Francisco, USA.....	.471
9. SYKORA Tomas, CZE.....	.450
10. CAMPBELL Andrew, AUS.....	.444

Pct reach as leadoff

1. LIN Ting Yen, TPE.....	1.000
2. SYKORA Tomas, CZE.....	.833
3. CALBICK Alexander, CAN.....	.800
4. WOLTERS Tony, USA.....	.778
5. LIN Tzu Wei, TPE.....	.769
6. CRESPO F. Dariel, CUB.....	.750
AROCHE Eduardo, VEN.....	.750
8. WICK Rowan, CAN.....	.714
9. DIEDRICK Philip, CAN.....	.667
LINDOR Francisco, USA.....	.667

Avg w/2 outs

1. LIN Tzu Wei, TPE.....	.857
2. LORENZEN Michael, USA.....	.750
3. LITTLEWOOD Marcus, USA.....	.625
4. URBANUS Nick, NED.....	.571
5. VRBSKY Ladislav, CZE.....	.556
6. SILA Petr, CZE.....	.500
VICENTE Simon, FRA.....	.500
KO Chih Wei, TPE.....	.500
WICK Rowan, CAN.....	.500
WHITE Jake, AUS.....	.500

Avg w/bases empty

1. PAN Yao-Chieh, TPE.....	1.000
CORBITT Matthew, AUS.....	1.000
ROJAS Keivy, VEN.....	1.000
4. CALBICK Alexander, CAN.....	.778
5. MENDEZ Miguel, VEN.....	.750
6. GARCIA G. Angel, CUB.....	.667
McCULLERS Lance, USA.....	.667
8. LIN Tzu Wei, TPE.....	.571
NEUMANN Sebastian, FRA.....	.571
10. CARADONNA Mirco, ITA.....	.538

Avg w/runners

1. KANG Byung Eui, KOR.....	.667
2. LIN Tzu Wei, TPE.....	.643
3. LORENZEN Michael, USA.....	.636
4. YOUNIS Jacob, AUS.....	.571
5. LIN Ting Yen, TPE.....	.556
6. PACHECO Raimin, VEN.....	.545
7. SYKORA Tomas, CZE.....	.533
8. BENETTI Davide, ITA.....	.500
JIMENEZ H. Geikis, CUB.....	.500
10. LINDOR Francisco, USA.....	.467

Avg w/bases loaded

1. SELTENRIJCH Roy, NED.....	1.000
HARRIS Jalen, CAN.....	1.000
YANG Hong Sheng, TPE.....	1.000
YOUNIS Jacob, AUS.....	1.000
MEER van der Stijn, NED....	1.000
PACHECO Raimin, VEN.....	1.000
BENETTI Davide, ITA.....	1.000
TORRES Leovany, PAN.....	1.000
IBANEZ V. Andy, CUB.....	1.000
MINEO Alberto, ITA.....	1.000

Avg w/RBI ops

1. PARISH Luke, AUS.....	.714
2. LIN Tzu Wei, TPE.....	.700
3. YOUNIS Jacob, AUS.....	.667
KANG Byung Eui, KOR.....	.667
5. LORENZEN Michael, USA.....	.625
6. JIMENEZ H. Geikis, CUB.....	.600
7. McDONALD Jordan, AUS.....	.556
8. LINDOR Francisco, USA.....	.545
KO Chih Wei, TPE.....	.545
10. SYKORA Tomas, CZE.....	.500

Pct adv runners

1. LIN Tzu Wei, TPE.....	.933
2. JIMENEZ H. Geikis, CUB.....	.800
KANG Byung Eui, KOR.....	.800
4. HOR IL, KOR.....	.786
5. KO Chih Wei, TPE.....	.750
MEER van der Stijn, NED....	.750
7. KANG Jin Sung, KOR.....	.692
8. LINDOR Francisco, USA.....	.667
ARRIBAS Daniel, NED.....	.667
PAZ Andy, FRA.....	.667

Pinch hitting avg

1. GARCIA G. Angel, CUB.....	1.000
CONCEPCION Keny, PAN.....	1.000
KANG Kyung Hak, KOR.....	1.000
McCULLERS Lance, USA.....	1.000
5. CALBICK Alexander, CAN.....	.667
6. ARAUZ Amilcar, PAN.....	.500
7. DVORAK Martin, CZE.....	.000
ALMORA Reinaldo A., USA....	.000
GARCIA Rafael, VEN.....	.000
SAZAVSKY Richard, CZE.....	.000

Pinch hit at bats

1. DVORAK Martin, CZE.....	3
CALBICK Alexander, CAN.....	3
3. ALMORA Reinaldo A., USA....	2
ARAUZ Amilcar, PAN.....	2
5. 20 tied at.....	1

Pinch hits

1. CALBICK Alexander, CAN.....	2
2. McCULLERS Lance, USA.....	1
GARCIA G. Angel, CUB.....	1
KANG Kyung Hak, KOR.....	1
CONCEPCION Keny, PAN.....	1
ARAUZ Amilcar, PAN.....	1

2-out RBIs

1. LIN Tzu Wei, TPE.....	10
2. YANG Hong Sheng, TPE.....	9
3. DIEDRICK Philip, CAN.....	7
4. FUENMAYOR Ycnan, VEN.....	5
BATTAGLIA Ryan, AUS.....	5
LITTLEWOOD Marcus, USA.....	5
CERVENKA Martin, CZE.....	5
8. 4 tied at.....	4

Runners advanced

1. KO Chih Wei, TPE.....	6
AVILES D. Guillerm, CUB....	6
3. SANJUR Mario, PAN.....	5
KANG Kyung Hak, KOR.....	5
PAZ Andy, FRA.....	5
SOTO Elvin, USA.....	5
EBAU Gabriele, ITA.....	5
8. 5 tied at.....	4

Runners left on base

1. DIEDRICK Philip, CAN.....	14
2. CRESPO F. Dariel, CUB.....	11
KIM Ho Ryung, KOR.....	11
TSAI Chih Yu, TPE.....	11
5. PITCHER Andy, FRA.....	10
CORNELISSE Bayron, NED.....	10
POMPEY Dalton, CAN.....	10
ATKINSON Justin, CAN.....	10
9. 6 tied at.....	9



Fly outs

1. CERVENKA Martin, CZE.....	13
2. SEQUERA Saijo, VEN.....	12
3. URBANUS Nick, NED.....	10
4. FLORES Jackson, VEN.....	8
ATKINSON Justin, CAN.....	8
KANG Jin Sung, KOR.....	8
DEGLAN Kellin, CAN.....	8
TORRES Leovany, PAN.....	8
9. 10 tied at.....	7

Ground outs

1. APU Charly, PAN.....	14
MEER van der Stijn, NED....	14
3. KO Chih Wei, TPE.....	13
ATKINSON Justin, CAN.....	13
5. JEONG Jin Gi, KOR.....	12
H Ju Suk, KOR.....	12
7. 8 tied at.....	11

Fly outs/Ground outs

1. MERCURI Mattia, ITA.....	5.00
2. BATTAGLIA Ryan, AUS.....	3.50
MUN U Ram, KOR.....	3.50
4. SEQUERA Saijo, VEN.....	3.00
5. KANG Jin Sung, KOR.....	2.67
6. BENETTI Davide, ITA.....	2.00
ANTOS Ondrej, CZE.....	2.00
8. CARADONNA Mirco, ITA.....	1.75
9. URBANUS Nick, NED.....	1.67
DAILEY Brandon, CAN.....	1.67

Ground outs/Fly outs

1. CALBICK Alexander, CAN.....	99.00
JIMENEZ Miguel, VEN.....	99.00
AINGER Luca, ITA.....	99.00
ILLIS Jordan, NED.....	99.00
5. LIN Tzu Wei, TPE.....	7.00
SYKORA Tomas, CZE.....	7.00
MEER van der Stijn, NED....	7.00
8. KO Chih Wei, TPE.....	6.50
9. VICENTE Simon, FRA.....	5.00
10.APU Charly, PAN.....	4.67

WJC - 2010 Batting Per-Game Leaders (as of Aug 01, 2010)

Hitting minimums - 2.0 AB/Game 2.7 TPA/Game
Pitching minimums - 0.8 IP/Game

Hits per game

1. LIN Tzu Wei, TPE.....	2.43
2. LINDOR Francisco, USA.....	1.86
LORENZEN Michael, USA.....	1.86
4. LITTLEWOOD Marcus, USA.....	1.71
SYKORA Tomas, CZE.....	1.71
6. YOUNIS Jacob, AUS.....	1.67
7. URBANUS Nick, NED.....	1.57
DIEDRICK Philip, CAN.....	1.57
CALBICK Alexander, CAN.....	1.57
10.McDONALD Jordan, AUS.....	1.50

Runs scored per game

1. LIN Tzu Wei, TPE.....	1.71
2. WOLTERS Tony, USA.....	1.67
3. AVILES D. Guillerm, CUB....	1.43
LINDOR Francisco, USA.....	1.43
5. HOR Il, KOR.....	1.33
6. McDONALD Jordan, AUS.....	1.17
PARISH Luke, AUS.....	1.17
8. SILA Petr, CZE.....	1.14
CARADONNA Mirco, ITA.....	1.14
KANG Jin Sung, KOR.....	1.14

Doubles per game

1. LIN Ting Yen, TPE.....	0.67
2. LIN Tzu Wei, TPE.....	0.57
LINDOR Francisco, USA.....	0.57
SWIHART Blake, USA.....	0.57
LORENZEN Michael, USA.....	0.57
KANG Jin Sung, KOR.....	0.57
7. McDONALD Jordan, AUS.....	0.50
WOLTERS Tony, USA.....	0.50
JIMENEZ Miguel, VEN.....	0.50
10.LITTLEWOOD Marcus, USA.....	0.43

Triples per game

1. YOUNIS Jacob, AUS.....	0.33
PARISH Luke, AUS.....	0.33
3. FLORES Jackson, VEN.....	0.17
HOR Il, KOR.....	0.17
5. LITTLEWOOD Marcus, USA.....	0.14
CERVENKA Martin, CZE.....	0.14
LIN Tzu Wei, TPE.....	0.14
AVILES D. Guillerm, CUB....	0.14
TSAI Chih Yu, TPE.....	0.14
SILA Petr, CZE.....	0.14

Homers per game

1. BATTAGLIA Ryan, AUS.....	0.50
2. FUENMAYOR Ycnan, VEN.....	0.40
3. SWIHART Blake, USA.....	0.29
AVILES D. Guillerm, CUB....	0.29
YANG Hong Sheng, TPE.....	0.29
DAILEY Brandon, CAN.....	0.29
WICK Rowan, CAN.....	0.29
CARADONNA Mirco, ITA.....	0.29
9. McDONALD Jordan, AUS.....	0.17
WOLTERS Tony, USA.....	0.17

RBIs per game

1. YANG Hong Sheng, TPE.....	1.71
2. LIN Tzu Wei, TPE.....	1.57
3. YOUNIS Jacob, AUS.....	1.50
BATTAGLIA Ryan, AUS.....	1.50
5. DIEDRICK Philip, CAN.....	1.43
BENETTI Davide, ITA.....	1.43
7. CERVENKA Martin, CZE.....	1.29
JIMENEZ H. Geikis, CUB....	1.29
9. FUENMAYOR Ycnan, VEN.....	1.20
10.McDONALD Jordan, AUS.....	1.17

Stolen bases per game

1. SILA Petr, CZE.....	0.57
2. LIN Tzu Wei, TPE.....	0.43
KANG Kyung Hak, KOR.....	0.43
TORRES Leovany, PAN.....	0.43
CARADONNA Mirco, ITA.....	0.43
OU Yao - Tsung, TPE.....	0.43
7. YOUNIS Jacob, AUS.....	0.33
WOLTERS Tony, USA.....	0.33
JEONG Jin Gi, KOR.....	0.33
10.URBANUS Nick, NED.....	0.29

Walks per game

1. STARLING Derek, USA.....	1.43
2. SOLER C. Jorge, CUB.....	1.29
3. DAILEY Brandon, CAN.....	1.00
SILA Petr, CZE.....	1.00
IBANEZ V. Andy, CUB.....	1.00
RAGIRA Brian, USA.....	1.00
7. KO Chih Wei, TPE.....	0.86
SYKORA Tomas, CZE.....	0.86
DEGLAN Kellin, CAN.....	0.86
KANG Jin Sung, KOR.....	0.86

Strikeouts per game

1. CERVENKA Martin, CZE.....	0.00
YANG Hong Sheng, TPE.....	0.00
3. URBANUS Nick, NED.....	0.14
LIN Tzu Wei, TPE.....	0.14
SOLER C. Jorge, CUB.....	0.14
LORENZEN Michael, USA.....	0.14
PAZ Andy, FRA.....	0.14
8. SHELDON COLLINS Ja, AUS....	0.17
9. ATKINSON Justin, CAN.....	0.29
AVILES D. Guillerm, CUB....	0.29

At bats per game

1. FLORES Jackson, VEN.....	4.50
2. DAAL Rodney, NED.....	4.43
3. YOUNIS Jacob, AUS.....	4.33
4. CERVENKA Martin, CZE.....	4.29
SELTENRIJCH Roy, NED.....	4.29
LITTLEWOOD Marcus, USA.....	4.29
7. CAMPBELL Andrew, AUS.....	4.17
BATTAGLIA Ryan, AUS.....	4.17
McDONALD Jordan, AUS.....	4.17
10.URBANUS Nick, NED.....	4.14

Plate appearances/game

1. SELTENRIJCH Roy, NED.....	5.14
2. DAAL Rodney, NED.....	4.86
URBANUS Nick, NED.....	4.86
LINDOR Francisco, USA.....	4.86
5. WOLTERS Tony, USA.....	4.83
6. LITTLEWOOD Marcus, USA.....	4.71
SILA Petr, CZE.....	4.71
DAILEY Brandon, CAN.....	4.71
9. FLORES Jackson, VEN.....	4.67
YOUNIS Jacob, AUS.....	4.67



WJC - 2010 Pitching Leaders (as of Aug 01, 2010)

Hitting minimums - 2.0 AB/Game 2.7 TPA/Game
Pitching minimums - 0.8 IP/Game

Earned run avg

1. SIMMS John, USA.....	0.00
VALENTIN G. Eddyal, CUB....	0.00
BOMBENG Reginald, NED.....	0.00
YOON Young Sam, KOR.....	0.00
CASTILLO O. Yosibe, CUB....	0.00
COOPMAN Warren, FRA.....	0.00
ANGELA Jerremyh, NED.....	0.00
ROBSON Thomas, CAN.....	0.00
ELLIS Michael, CAN.....	0.00
SMITH Brian, CAN.....	0.00

Opposing bat avg

1. KILBY Jason, AUS.....	.059
2. VALENTIN G. Eddyal, CUB....	.065
3. SIMMS John, USA.....	.091
4. HOCHSTATTER John, USA.....	.105
5. SMITH Brian, CAN.....	.111
6. PFEIFER Philip, USA.....	.120
7. CHOI Hyun Jin, KOR.....	.138
8. ROBSON Thomas, CAN.....	.143
9. YOON Young Sam, KOR.....	.148
10. BOMBENG Reginald, NED.....	.156

Innings pitched

1. YOO Chang Sik, KOR.....	21.0
2. LUIS R. Omar, CUB.....	19.0
3. MINARIK Marek, CZE.....	16.1
4. CREPALDI Filippo, ITA.....	14.2
NUNEZ A. Darien, CUB.....	14.2
6. VANEGAS A.J., USA.....	14.0
KUO Chun Lin, TPE.....	14.0
8. LODGE Jackson, AUS.....	13.1
HARTEVELD Niels, NED.....	13.1
10. SIMMS John, USA.....	13.0

Batters struck out

1. YOO Chang Sik, KOR.....	31
2. KUO Chun Lin, TPE.....	24
3. VANEGAS A.J., USA.....	21
4. SIMMS John, USA.....	17
5. NUNEZ A. Darien, CUB.....	16
LUIS R. Omar, CUB.....	16
7. CREPALDI Filippo, ITA.....	15
8. CHOI Hyun Jin, KOR.....	14
RAMIREZ Darwin, VEN.....	14
MINARIK Marek, CZE.....	14

Batters SO out looking

1. RAMIREZ Darwin, VEN.....	9
KUO Chun Lin, TPE.....	9
3. VANEGAS A.J., USA.....	6
DIEZ Carlos, PAN.....	6
5. MEJIAS Angel, VEN.....	5
SIMMS John, USA.....	5
DYGESTILE T. Jesen, CAN....	5
8. 5 tied at.....	4

Wins

1. LUIS R. Omar, CUB.....	2
RAMIREZ Darwin, VEN.....	2
RONNENBERGH Scott, NED....	2
4. 35 tied at.....	1

Saves

1. CORNELISSE Bayron, NED....	2
ROJAS Keivy, VEN.....	2
3. 9 tied at.....	1

Appearances

1. YOO Chang Sik, KOR.....	5
2. VALENTIN G. Eddyal, CUB....	4
BARDIS Brian, CAN.....	4
CASANOVA B. Yordan, CUB....	4
SOBOTKA Michal, CZE.....	4
BOMBENG Reginald, NED.....	4
7. 29 tied at.....	3

Games started

1. MINARIK Marek, CZE.....	3
CREPALDI Filippo, ITA.....	3
3. 20 tied at.....	2

Games finished

1. YOO Chang Sik, KOR.....	5
2. PIVETTA Nicholas, CAN.....	3
NAVRATIL Richard, CZE.....	3
CORNELISSE Bayron, NED....	3
5. 10 tied at.....	2

Games in relief

1. YOO Chang Sik, KOR.....	5
2. BOMBENG Reginald, NED.....	4
CASANOVA B. Yordan, CUB....	4
BARDIS Brian, CAN.....	4
5. 13 tied at.....	3

Sac bunts allowed

1. SANTAMARIA Rigober, PAN....	2
TOUHARI Amin, FRA.....	2
MURPHY James, AUS.....	2
LO Kuo Hua, TPE.....	2
MINARIK Marek, CZE.....	2
DIEZ Carlos, PAN.....	2
YOO Chang Sik, KOR.....	2
KOOIJ van der Hugo, NED....	2
9. 15 tied at.....	1

Sac flies allowed

1. SOBOTKA Michal, CZE.....	2
ARAUZ Amilcar, PAN.....	2
MAURETTE Alexandre, FRA....	2
VRBSKY Ladislav, CZE.....	2
5. 14 tied at.....	1

Losses

1. TOUHARI Amin, FRA.....	2
MEJIAS Angel, VEN.....	2
VYKOUKAL Marko, CZE.....	2
YOO Chang Sik, KOR.....	2
5. 33 tied at.....	1

Runners picked off

1. VRBSKY Ladislav, CZE.....	2
2. 14 tied at.....	1

Wild pitches

1. YOO Chang Sik, KOR.....	6
2. BASTIDAS Daglis, VEN.....	4
DYGESTILE T. Jesen, CAN....	4
4. GRILLS Evan, CAN.....	3
LOZADA Benjamin, PAN.....	3
IM Chan Kyu, KOR.....	3
ZAMBELLONI Andrea, ITA....	3
MINARIK Marek, CZE.....	3
CHEN Hung Yi, TPE.....	3
JACQUEZ, USA.....	3

Balks

1. LOZADA Benjamin, PAN.....	2
2. 16 tied at.....	1

Hit batters

1. LUIS R. Omar, CUB.....	4
MINARIK Marek, CZE.....	4
3. LOZADA Benjamin, PAN.....	3
TOUHARI Amin, FRA.....	3
HAMZA Ivan, CZE.....	3
RIVERA Yomel, ITA.....	3
7. 17 tied at.....	2

Intentional BB allowed

1. LO Kuo Hua, TPE.....	1
GEESTMAN Kevin, NED.....	1
PANCIROLI RICCO' L, ITA....	1
4. BOMBENG Reginald, NED.....	2
5. TSAI Cheng Han, TPE.....	1
MEJIAS Angel, VEN.....	1
QUIROZ Brayn, PAN.....	1
MESCHINI Michele, ITA.....	1
DIEZ Carlos, PAN.....	1
BARDIS Brian, CAN.....	1

Hits allowed

1. KILBY Jason, AUS.....	1
2. VALENTIN G. Eddyal, CUB....	2
SMITH Brian, CAN.....	2
HOCHSTATTER John, USA.....	2
5. ROBSON Thomas, CAN.....	3
PFEIFER Philip, USA.....	3
7. SIMMS John, USA.....	4
COOPMAN Warren, FRA.....	4
CHOI Hyun Jin, KOR.....	4
McGRATH Daniel, AUS.....	4

Runs allowed

1. CASTILLO O. Yosibe, CUB....	0
ANGELA Jerremyh, NED.....	0
YOON Young Sam, KOR.....	0
ROBSON Thomas, CAN.....	0
SMITH Brian, CAN.....	0
6. BARDIS Brian, CAN.....	1
KILBY Jason, AUS.....	1
HOCHSTATTER John, USA.....	1
VALENTIN G. Eddyal, CUB....	1
LO Kuo Hua, TPE.....	1



Earned runs allowed

1. CASTILLO O. Yosibe, CUB....	0
ANGELA Jerremyh, NED.....	0
YOON Young Sam, KOR.....	0
ROBSON Thomas, CAN.....	0
SMITH Brian, CAN.....	0
COOPMAN Warren, FRA.....	0
ELLIS Michael, CAN.....	0
BOMBENG Reginald, NED.....	0
VALENTIN G. Eddyal, CUB....	0
SIMMS John, USA.....	0

Walks allowed

1. ELLIS Michael, CAN.....	0
CASTILLO O. Yosibe, CUB....	0
ROBSON Thomas, CAN.....	0
4. COOPMAN Warren, FRA.....	1
CHEN Hung Yi, TPE.....	1
IM Chan Kyu, KOR.....	1
HOCHSTATTER John, USA.....	1
8. QUIROZ Brayn, PAN.....	2
KUO Chun Lin, TPE.....	2
10.HARTEVELD Niels, NED.....	3

Doubles allowed

1. CHOI Hyun Jin, KOR.....	0
VALENTIN G. Eddyal, CUB....	0
BOMBENG Reginald, NED.....	0
SIMMS John, USA.....	0
GRILLS Evan, CAN.....	0
ANGELA Jerremyh, NED.....	0
McGRATH Daniel, AUS.....	0
KILBY Jason, AUS.....	0
HIGASHIYAMA Julien, FRA....	0
YOON Young Sam, KOR.....	0

Triples allowed

1. CHOI Hyun Jin, KOR.....	0
VALENTIN G. Eddyal, CUB....	0
BOMBENG Reginald, NED.....	0
SIMMS John, USA.....	0
GRILLS Evan, CAN.....	0
ANGELA Jerremyh, NED.....	0
McGRATH Daniel, AUS.....	0
KILBY Jason, AUS.....	0
PANCIROLI RICCO' L, ITA....	0
YOON Young Sam, KOR.....	0

Home runs allowed

1. CREPALDI Filippo, ITA....	0
VALENTIN G. Eddyal, CUB....	0
BOMBENG Reginald, NED.....	0
SIMMS John, USA.....	0
GRILLS Evan, CAN.....	0
ANGELA Jerremyh, NED.....	0
PALMA Manuel, VEN.....	0
KILBY Jason, AUS.....	0
PANCIROLI RICCO' L, ITA....	0
GEESTMAN Kevin, NED.....	0

WJC - 2010 Pitching Analysis Leaders (as of Aug 01, 2010)

Hitting minimums - 2.0 AB/Game 2.7 TPA/Game
Pitching minimums - 0.8 IP/Game

B/avg vs left

1. HUIJER Lars, NED.....	.000
SIMMS John, USA.....	.000
PAQUET Jonathan, CAN.....	.000
TOUHARI Amin, FRA.....	.000
VYKOUKAL Marko, CZE.....	.000
VALENTIN G. Eddyal, CUB....	.000
MOREL Christopher, FRA.....	.000
YOON Young Sam, KOR.....	.000
McGRATH Daniel, AUS.....	.000
CHEN Hung Yi, TPE.....	.000

B/avg vs right

1. KILBY Jason, AUS.....	.000
2. VALENTIN G. Eddyal, CUB....	.065
3. SMITH Brian, CAN.....	.067
4. SIMMS John, USA.....	.091
5. CHOI Hyun Jin, KOR.....	.130
6. HOCHSTATTER John, USA.....	.133
7. ZAMBELLONI Andrea, ITA....	.143
8. YOON Young Sam, KOR.....	.148
9. LODGE Jackson, AUS.....	.154
MEJIAS Angel, VEN.....	.154

B/avg vs leadoff

1. HOCHSTATTER John, USA.....	.000
2. QUIROZ Brayn, PAN.....	.125
VALENTIN G. Eddyal, CUB....	.125
4. GEESTMAN Kevin, NED.....	.143
5. ELLIS Michael, CAN.....	.167
CHEN Hung Yi, TPE.....	.167
7. MURPHY James, AUS.....	.182
8. NUNEZ A. Darien, CUB.....	.188
9. CASANOVA B. Yordan, CUB....	.200
SMITH Brian, CAN.....	.200

B/avg w/2 outs

1. VYKOUKAL Marko, CZE.....	.000
IM Chan Kyu, KOR.....	.000
CHOI Hyun Jin, KOR.....	.000
BASTIDAS Daglis, VEN.....	.000
ANGELA Jerremyh, NED.....	.000
McGRATH Daniel, AUS.....	.000
SMITH Brian, CAN.....	.000
KILBY Jason, AUS.....	.000
ELLIS Michael, CAN.....	.000
10.SIMMS John, USA.....	.077

B/avg w/runners

1. SIMMS John, USA.....	.000
CHOI Hyun Jin, KOR.....	.000
VALENTIN G. Eddyal, CUB....	.000
KILBY Jason, AUS.....	.000
ROBSON Thomas, CAN.....	.000
HOCHSTATTER John, USA.....	.000
7. VANEGAS A.J., USA.....	.105
SANTAMARIA Rigober, PAN....	.105
9. BOMBENG Reginald, NED.....	.111
YOON Young Sam, KOR.....	.111

Fly ball outs

1. LUIS R. Omar, CUB.....	14
MURPHY James, AUS.....	14
3. SOBOTKA Michal, CZE.....	13
HIGASHIYAMA Julien, FRA....	13
5. VYKOUKAL Marko, CZE.....	12
6. LO Kuo Hua, TPE.....	10
LODGE Jackson, AUS.....	10
NUNEZ A. Darien, CUB.....	10
VRBSKY Ladislav, CZE.....	10
10.6 tied at.....	9

Ground ball outs

1. HARTEVELD Niels, NED.....	28
2. MINARIK Marek, CZE.....	25
LUIS R. Omar, CUB.....	25
4. YOO Chang Sik, KOR.....	21
5. LODGE Jackson, AUS.....	20
6. SIMMS John, USA.....	18
ZAMBELLONI Andrea, ITA....	18
8. CREPALDI Filippo, ITA....	16
HUIJER Lars, NED.....	16
10.4 tied at.....	15

Fly/Ground outs

1. CASANOVA B. Yordan, CUB....	5.00
2. McGRATH Daniel, AUS.....	2.50
3. COOPMAN Warren, FRA.....	1.75
4. SOBOTKA Michal, CZE.....	1.30
HIGASHIYAMA Julien, FRA....	1.30
6. VYKOUKAL Marko, CZE.....	1.09
7. MURPHY James, AUS.....	1.08
8. PALMA Manuel, VEN.....	1.00
GEESTMAN Kevin, NED.....	1.00
CHEN Hung Yi, TPE.....	1.00

Ground/Fly outs

1. HARTEVELD Niels, NED.....	9.33
2. SIMMS John, USA.....	6.00
3. PFEIFER Philip, USA.....	5.00
ROBSON Thomas, CAN.....	5.00
5. BARDIS Brian, CAN.....	4.50
6. MINARIK Marek, CZE.....	4.17
7. VALENTIN G. Eddyal, CUB....	3.75
8. ANGELA Jerremyh, NED.....	3.33
9. PAQUET Jonathan, CAN.....	3.00
MEJIAS Angel, VEN.....	3.00

Fly outs/game

1. VYKOUKAL Marko, CZE.....	13.50
2. HIGASHIYAMA Julien, FRA....	13.50
3. GEESTMAN Kevin, NED.....	11.05
4. MURPHY James, AUS.....	10.80
5. SOBOTKA Michal, CZE.....	10.03
6. TOUHARI Amin, FRA.....	9.72
7. FACCENDI Dennis, FRA.....	9.53
ELLIS Michael, CAN.....	9.53
9. COOPMAN Warren, FRA.....	9.45
10.CHEN Hung Yi, TPE.....	9.00

Ground outs/game

1. HARTEVELD Niels, NED.....	18.90
2. ZAMBELLONI Andrea, ITA....	16.20
3. ROBSON Thomas, CAN.....	15.00
ANGELA Jerremyh, NED.....	15.00
5. FACCENDI Dennis, FRA.....	14.29
6. VALENTIN G. Eddyal, CUB....	13.97
7. MINARIK Marek, CZE.....	13.78
8. LODGE Jackson, AUS.....	13.50
RODRIGUEZ Alexande, PAN....	13.50
CASTILLO O. Yosibe, CUB....	13.50



WJC - 2010 Pitching Per-Game leaders (as of Aug 01, 2010)

Hitting minimums - 2.0 AB/Game 2.7 TPA/Game
Pitching minimums - 0.8 IP/Game

Innings per game

1. YOON Young Sam, KOR.....	8.00
2. VANEGAS A.J., USA.....	7.00
3. KUO Chun Lin, TPE.....	7.00
4. HARTEVELD Niels, NED.....	6.67
5. LODGE Jackson, AUS.....	6.67
6. SIMMS John, USA.....	6.50
7. LUIS R. Omar, CUB.....	6.33
8. CHEN Hung Yi, TPE.....	6.00
9. ROBSON Thomas, CAN.....	6.00
10. MURPHY James, AUS.....	5.83

Strikeouts/game

1. KUO Chun Lin, TPE.....	15.43
2. CHEN Ping Hsueh, TPE.....	15.43
3. CASANOVA B. Yordan, CUB.....	15.00
4. CHOI Hyun Jin, KOR.....	14.00
5. VANEGAS A.J., USA.....	13.50
6. YOO Chang Sik, KOR.....	13.29
7. BASTIDAS Daglis, VEN.....	12.71
8. McGRATH Daniel, AUS.....	12.60
9. BARDIS Brian, CAN.....	12.27
10. MEJIAS Angel, VEN.....	11.88

Walks allowed/game

1. CASTILLO O. Yosibe, CUB....	0.00
2. ROBSON Thomas, CAN.....	0.00
3. ELLIS Michael, CAN.....	0.00
4. IM Chan Kyu, KOR.....	0.90
5. KUO Chun Lin, TPE.....	1.29
6. COOPMAN Warren, FRA.....	1.35
7. CHEN Hung Yi, TPE.....	1.50
8. HOCHSTATTER John, USA.....	1.59
9. YOO Chang Sik, KOR.....	1.71
10. NUNEZ A. Darien, CUB.....	1.84

Doubles allowed/game

1. SIMMS John, USA.....	0.00
2. LOZADA Benjamin, PAN.....	0.00
3. DIEZ Carlos, PAN.....	0.00
4. IM Chan Kyu, KOR.....	0.00
5. VALENTIN G. Eddyal, CUB....	0.00
6. CHOI Hyun Jin, KOR.....	0.00
7. PALMA Manuel, VEN.....	0.00
8. BOMBENG Reginald, NED.....	0.00
9. HIGASHIYAMA Julien, FRA....	0.00
10. PFEIFER Philip, USA.....	0.00

Triples allowed/game

1. YOO Chang Sik, KOR.....	0.00
2. LUIS R. Omar, CUB.....	0.00
3. NUNEZ A. Darien, CUB.....	0.00
4. VANEGAS A.J., USA.....	0.00
5. KUO Chun Lin, TPE.....	0.00
6. HARTEVELD Niels, NED.....	0.00
7. LODGE Jackson, AUS.....	0.00
8. SIMMS John, USA.....	0.00
9. LO Kuo Hua, TPE.....	0.00
10. MURPHY James, AUS.....	0.00

Homers allowed/game

1. LUIS R. Omar, CUB.....	0.00
2. MINARIK Marek, CZE.....	0.00
3. NUNEZ A. Darien, CUB.....	0.00
4. CREPALDI Filippo, ITA.....	0.00
5. LODGE Jackson, AUS.....	0.00
6. SIMMS John, USA.....	0.00
7. LO Kuo Hua, TPE.....	0.00
8. SOBOTKA Michal, CZE.....	0.00
9. MURPHY James, AUS.....	0.00
10. RAMIREZ Darwin, VEN.....	0.00

Batters faced/game

1. PANCIROLI RICCO' L, ITA....	52.92
2. BASTIDAS Daglis, VEN.....	52.41
3. MOREL Christopher, FRA.....	51.00
4. FACCENDI Dennis, FRA.....	49.24
5. RODRIGUEZ Alexande, PAN....	48.60
6. SOBOTKA Michal, CZE.....	47.06
7. VYKOUKAL Marko, CZE.....	46.12
8. QUIROZ Brayn, PAN.....	45.00
9. McGRATH Daniel, AUS.....	45.00
10. TOUHARI Amin, FRA.....	44.28

Hits allowed/game

1. KILBY Jason, AUS.....	1.80
2. VALENTIN G. Eddyal, CUB....	1.86
3. SIMMS John, USA.....	2.77
4. SMITH Brian, CAN.....	3.18
5. HOCHSTATTER John, USA.....	3.18
6. PFEIFER Philip, USA.....	3.38
7. CHOI Hyun Jin, KOR.....	4.00
8. YOON Young Sam, KOR.....	4.50
9. ROBSON Thomas, CAN.....	4.50
10. BOMBENG Reginald, NED.....	5.00

Runs allowed/game

1. CASTILLO O. Yosibe, CUB....	0.00
2. YOON Young Sam, KOR.....	0.00
3. ROBSON Thomas, CAN.....	0.00
4. ANGELA Jerremyh, NED.....	0.00
5. SMITH Brian, CAN.....	0.00
6. LO Kuo Hua, TPE.....	0.73
7. VALENTIN G. Eddyal, CUB....	0.93
8. PFEIFER Philip, USA.....	1.12
9. BARDIS Brian, CAN.....	1.23
10. SIMMS John, USA.....	1.38

Earned runs/game

1. SIMMS John, USA.....	0.00
2. VALENTIN G. Eddyal, CUB....	0.00
3. BOMBENG Reginald, NED.....	0.00
4. YOON Young Sam, KOR.....	0.00
5. CASTILLO O. Yosibe, CUB....	0.00
6. COOPMAN Warren, FRA.....	0.00
7. ANGELA Jerremyh, NED.....	0.00
8. ROBSON Thomas, CAN.....	0.00
9. SMITH Brian, CAN.....	0.00
10. ELLIS Michael, CAN.....	0.00

WJC - 2010 Fielding Leaders (as of Aug 01, 2010)

Pitching minimums - 0.8 IP/Game

Fielding pct

1. AINGER Luca, ITA.....	1.000
2. PARISH Luke, AUS.....	1.000
3. LIN Ting Yen, TPE.....	1.000
4. H Ju Suk, KOR.....	1.000
5. DEGLAN Kellin, CAN.....	1.000
6. CRESPO F. Dariel, CUB.....	1.000
7. SELTENRIJCH Roy, NED.....	1.000
8. SWIHART Blake, USA.....	1.000
9. PAZ Andy, FRA.....	1.000
10. BATTAGLIA Ryan, AUS.....	1.000

Chances

1. HARRIS Jalen, CAN.....	77
2. CORNELISSE Bayron, NED.....	73
3. AVILES D. Guillerm, CUB....	69
4. SEQUERA Saijo, VEN.....	65
5. AINGER Luca, ITA.....	65
6. PARISH Luke, AUS.....	63
7. SYKORA Tomas, CZE.....	63
8. SOTO Elvin, USA.....	62
9. LIN Chih Hsien, TPE.....	60
10. VICENTE Simon, FRA.....	60

Putouts

1. HARRIS Jalen, CAN.....	69
2. AVILES D. Guillerm, CUB....	65
3. CORNELISSE Bayron, NED.....	65
4. AINGER Luca, ITA.....	63
5. PARISH Luke, AUS.....	59
6. SYKORA Tomas, CZE.....	59
7. SOTO Elvin, USA.....	58
8. SEQUERA Saijo, VEN.....	56
9. VICENTE Simon, FRA.....	55
10. LIN Chih Hsien, TPE.....	55

Assists

1. URBANUS Nick, NED.....	34
2. TORRES Leovany, PAN.....	28
3. SELTENRIJCH Roy, NED.....	26
4. DAAL Rodney, NED.....	25
5. ATKINSON Justin, CAN.....	25
6. RIVALTA G. Yamil, CUB.....	23
7. BENETTI Davide, ITA.....	23
8. YOUNIS Jacob, AUS.....	23
9. LINDOR Francisco, USA.....	19
10. NEVERIL David, CZE.....	17

Fielding double plays

1. LIN Chih Hsien, TPE.....	10
2. ATKINSON Justin, CAN.....	8
3. HARRIS Jalen, CAN.....	8
4. PARISH Luke, AUS.....	7
5. RALPH Jimmy, CAN.....	6
6. 7 tied at.....	5

Passed balls

1. MINEO Alberto, ITA.....	3
2. BATTAGLIA Ryan, AUS.....	2
3. YOU Won Seon, KOR.....	2
4. VISSER Skip, NED.....	2
5. 8 tied at.....	1



2010 IBAF World Junior
Baseball Championship
July 23-August 1

2010 IBAF Championnat du
monde de baseball junior
23 juillet au 1 août



THUNDER BAY • ONTARIO • CANADA

Catchers interference

Caught stealing by

1. CERVENKA Martin, CZE.....	4
MINEO Alberto, ITA.....	4
PAZ Andy, FRA.....	4
GERARD Rashid, NED.....	4
5. APU Charly, PAN.....	3
YOO Kang Nam, KOR.....	3
7. 13 tied at.....	2

Steal attempts against

1. CERVENKA Martin, CZE.....	18
2. SEQUERA Saijo, VEN.....	13
3. MINEO Alberto, ITA.....	12
4. HAMZA Ivan, CZE.....	10
5. GERARD Rashid, NED.....	9
6. MINARIK Marek, CZE.....	7
7. VYKOUKAL Michael, CZE.....	6
LAKMECHE Theo Milo, FRA....	6
MADRIGALES Juan, PAN.....	6
DEGLAN Kellin, CAN.....	6

Errors

1. CARADONNA Mirco, ITA.....	10
MERCURI Mattia, ITA.....	10
3. TORRES Leovany, PAN.....	7
4. COMBES Oscar, FRA.....	6
NEVERIL David, CZE.....	6
6. COOPMAN Warren, FRA.....	5
URBANUS Nick, NED.....	5
8. 4 tied at.....	4

Stolen bases against

1. CERVENKA Martin, CZE.....	14
2. SEQUERA Saijo, VEN.....	12
3. HAMZA Ivan, CZE.....	8
MINEO Alberto, ITA.....	8
5. VYKOUKAL Michael, CZE.....	6
6. MADRIGALES Juan, PAN.....	5
MINARIK Marek, CZE.....	5
GERARD Rashid, NED.....	5
LAKMECHE Theo Milo, FRA....	5
10.5 tied at.....	4



2010 IBAF World Junior
Baseball Championship
July 23-August 1

2010 IBAF Championnat du
monde de baseball junior
23 juillet au 1 août



THUNDER BAY • ONTARIO • CANADA

Game Summary – Resumen del Partido 43



Italy vs. South Korea



Aug 01, 2010 at Thunder Bay (Central #2)

ITALY 1 (2-6)

Player	AB	R	H	BI	2B	3B	HR	BB	SB	CS	HP	SH	SF	SO	IBB	KL	GDP	PO	A	E
MERCURI ss	3	0	1	0	0	0	0	1	0	1	0	0	0	1	0	0	0	1	0	0
SELLAROLI cf	3	0	1	0	0	0	0	0	0	0	1	0	0	1	0	0	0	4	0	0
BENETTI 3b	3	0	0	0	0	0	0	0	0	0	0	1	0	1	0	0	1	0	2	0
VARIN dh	3	0	0	0	0	0	0	0	0	0	0	0	0	1	0	0	0	0	0	0
GALLI ph	1	0	0	0	0	0	0	0	0	0	0	0	0	1	0	1	0	0	0	0
AINGER lb	3	0	0	0	0	0	0	1	0	0	0	0	0	3	0	2	0	4	0	0
RASOIRA 2b	4	1	1	0	0	0	0	0	0	0	0	0	0	2	0	1	0	3	0	0
GRIMAUDO rf	3	0	0	0	0	0	0	0	0	0	0	0	0	0	0	0	0	4	0	0
EBAU lf	3	0	1	1	0	0	0	0	0	0	0	0	0	1	0	1	0	4	0	0
MINEO c	3	0	0	0	0	0	0	0	0	0	0	0	0	1	0	1	0	4	1	0
MESCHINI p	0	0	0	0	0	0	0	0	0	0	0	0	0	0	0	0	0	0	0	0
GHEÑO p	0	0	0	0	0	0	0	0	0	0	0	0	0	0	0	0	0	0	2	0
Totals.....	29	1	4	1	0	0	0	2	0	1	1	1	0	12	0	6	1	24	5	0

KOREA 3 (5-3)

Player	AB	R	H	BI	2B	3B	HR	BB	SB	CS	HP	SH	SF	SO	IBB	KL	GDP	PO	A	E
KIM H cf	4	0	1	1	0	0	0	0	0	0	0	1	0	0	0	0	0	1	0	0
KANG B 2b	5	0	1	0	0	0	0	0	0	0	0	0	0	0	0	0	0	1	5	0
HOR 3b	3	0	0	1	0	0	0	1	0	0	0	0	0	1	0	1	0	0	1	0
KANG J dh	4	0	0	0	0	0	0	0	0	0	0	0	0	1	0	0	0	0	0	0
YOO K lb	3	0	1	0	0	0	0	0	0	0	0	0	0	0	0	0	0	6	1	0
HA pr/lb	1	1	0	0	0	0	0	0	0	0	0	0	0	0	0	0	0	3	0	0
BAEK ss	2	1	2	1	1	0	0	2	1	0	0	0	0	0	0	0	0	2	3	0
MUN rf	3	0	1	0	0	0	0	1	0	0	0	0	0	1	0	0	0	0	0	0
KIM M c	3	0	0	0	0	0	0	0	0	0	0	1	0	0	0	0	0	12	2	0
SHIN lf	1	1	1	0	0	0	0	1	0	0	1	0	0	0	0	0	0	1	0	0
JEONG ph/lf	1	0	0	0	0	0	0	0	0	0	0	0	0	0	0	0	0	0	0	0
YOON p	0	0	0	0	0	0	0	0	0	0	0	0	0	0	0	0	0	1	1	1
SIM p	0	0	0	0	0	0	0	0	0	0	0	0	0	0	0	0	0	0	1	0
IM p	0	0	0	0	0	0	0	0	0	0	0	0	0	0	0	0	0	0	0	0
Totals.....	30	3	7	3	1	0	0	5	1	0	1	2	0	3	0	1	0	27	14	1

ITALY

	IP	H	R	ER	BB	SO	WP	HB	BK	IBB	SH	SF	CI	2B	3B	HR	AB	BF	FO	GO	NP
MESCHINI L,0-2	5.0	7	3	3	3	3	1	0	0	0	1	0	0	1	0	0	21	25	10	2	107
GHEÑO	3.0	0	0	0	2	0	0	1	0	0	1	0	0	0	0	0	9	13	6	3	46

KOREA

	IP	H	R	ER	BB	SO	WP	HB	BK	IBB	SH	SF	CI	2B	3B	HR	AB	BF	FO	GO	NP
YOON	5.0	3	1	1	1	6	0	0	0	0	0	0	0	0	0	0	18	19	3	5	70
SIM W,2-0	3.0	1	0	0	1	3	0	1	0	0	1	0	0	0	0	0	8	11	0	5	39
IM S	1.0	0	0	0	0	3	0	0	0	0	0	0	0	0	0	0	3	3	0	0	14

Umpires - HP: Killingsworth J(CAN) 1B: Cass D. (CAN) 2B: Brandsma J. (NED) 3B: Wever F. (PAN)

Scorers: Del Pino C. (CUB), Surkan E. (CAN), Galbraith L. (CAN)

TC: Yip F. (HKG), Medina P. (CUB)

Start: 9:00 Time: 2:29 Attendance: 100 Weather: Sunny

Game notes: MESCHINI faced 3 batters in the 6th.

Game: 43



2010 IBAF World Junior
Baseball Championship
July 23-August 1

2010 IBAF Championnat du
monde de baseball junior
23 juillet au 1 août



THUNDER BAY • ONTARIO • CANADA

Game Summary – Resumen del Partido 44



Netherlands vs. U.S.A.



Aug 02, 2010 at Thunder Bay (Baseball Central)

NETHERLANDS 2 (4-4)

Player	AB	R	H	BI	2B	3B	HR	BB	SB	CS	HP	SH	SF	SO	IBB	KL	GDP	PO	A	E
SELTENRIJCH 2b	3	0	0	0	0	0	0	0	0	0	0	0	0	3	0	0	0	0	4	0
URBANUS ss	3	1	1	0	0	0	0	0	0	0	0	0	0	1	0	1	0	3	2	0
GERARD dh	3	0	0	0	0	0	0	0	0	0	0	0	0	2	0	0	0	0	0	0
DAAL 3b	1	0	0	0	0	0	0	2	0	1	0	0	0	0	0	0	0	1	0	0
ILLIS rf	2	0	0	0	0	0	0	0	0	0	0	0	0	1	0	0	0	2	0	0
MEER ph/rf	1	0	0	0	0	0	0	0	0	0	0	0	0	1	0	1	0	0	0	0
DIRKSEN lf	2	1	1	0	0	0	0	0	0	0	0	0	0	1	0	0	0	0	0	0
NIJHOF ph/lf	0	0	0	0	0	0	0	1	0	0	0	0	0	0	0	0	0	0	0	0
CORNELISE 1b	2	0	2	1	0	0	0	1	0	0	0	0	0	0	0	0	0	7	1	0
VISSER c	2	0	0	0	0	0	0	1	0	0	0	0	0	1	0	1	1	1	0	0
KORTSTAM cf	1	0	0	1	0	0	0	1	0	0	0	0	0	1	0	0	0	1	0	0
GEESTMAN p	0	0	0	0	0	0	0	0	0	0	0	0	0	0	0	0	0	0	0	0
ANGELA p	0	0	0	0	0	0	0	0	0	0	0	0	0	0	0	0	0	0	1	0
KOOIJ p	0	0	0	0	0	0	0	0	0	0	0	0	0	0	0	0	0	0	1	0
Totals.....	20	2	4	2	0	0	0	6	0	1	0	0	0	11	0	3	1	15	9	0

U.S.A. 18 (7-1)

Player	AB	R	H	BI	2B	3B	HR	BB	SB	CS	HP	SH	SF	SO	IBB	KL	GDP	PO	A	E
WOLTERS 2b	4	3	2	1	1	0	0	1	0	0	0	0	0	0	0	0	0	1	3	0
LINDOR ss	3	2	2	2	1	0	0	2	0	0	0	0	0	0	0	0	0	1	0	0
LITTLEWOOD 3b	3	3	2	2	1	0	0	2	0	0	0	0	0	0	0	0	0	0	2	0
DELMONICO 1b	2	0	0	1	0	0	0	0	0	0	0	0	0	0	0	0	0	0	1	0
SWIHART 1b	3	3	3	5	1	0	1	0	0	0	0	0	0	0	0	0	0	5	0	0
STARLING cf	3	3	2	4	0	0	1	1	0	0	0	0	0	0	0	0	0	0	0	0
LOPES dh	4	1	2	1	1	0	0	0	0	0	0	0	0	0	0	0	0	0	0	0
RAGIRA lf	4	2	3	1	1	0	0	0	0	0	0	0	0	0	0	0	0	0	0	0
ALMORA pr/lf	0	0	0	0	0	0	0	0	0	0	0	0	0	0	0	0	0	0	0	0
SOTO c	4	0	0	1	0	0	0	0	0	0	0	0	0	0	0	0	0	11	1	0
LORENZEN rf	4	1	2	0	0	0	0	0	0	0	0	0	0	0	0	0	0	0	0	0
PFEIFER p	0	0	0	0	0	0	0	0	0	0	0	0	0	0	0	0	0	0	0	0
JACQUEZ p	0	0	0	0	0	0	0	0	0	0	0	0	0	0	0	0	0	0	0	0
Totals.....	34	18	18	18	6	0	2	6	0	0	0	0	0	0	0	0	0	18	7	0

NETHERLANDS	IP	H	R	ER	BB	SO	WP	HB	BK	IBB	SH	SF	CI	2B	3B	HR	AB	BF	FO	GO	NP
GEESTMAN L	2.1	5	6	6	5	0	1	0	0	0	0	0	0	0	0	0	13	18	4	3	61
ANGELA	1.2	8	8	8	1	0	0	0	0	0	0	0	0	2	0	1	13	14	0	5	42
KOOIJ	1.0	5	4	4	0	0	0	0	0	0	0	0	0	4	0	1	8	8	1	2	29

U.S.A.	IP	H	R	ER	BB	SO	WP	HB	BK	IBB	SH	SF	CI	2B	3B	HR	AB	BF	FO	GO	NP
PFEIFER W	4.2	2	1	1	4	8	0	0	0	0	0	0	0	0	0	0	14	18	0	4	98
JACQUEZ	1.1	2	1	1	2	3	0	0	0	0	0	0	0	0	0	0	6	8	1	0	28

Umpires - HP: Grieve T. (CAN) 1B: Wilhelm C. (CAN) 2B: Drury T. (CAN) 3B: Perez J. (CUB)

Scorers: Stradeski R. (CAN), Bonden K. (CAN)

TC: Guilizzoni G. (ITA), Hoffman R. (GER)

Start: 9:33 Time: 2:08 Attendance: 150 Weather: Clear

Game notes: ANGELA faced 4 batters in the 5th. KOOIJ faced 4 batters in the 6th.

Game: 44



2010 IBAF World Junior
Baseball Championship
July 23-August 1

2010 IBAF Championnat du
monde de baseball junior
23 juillet au 1 août



THUNDER BAY • ONTARIO • CANADA

Game Summary – Resumen del Partido 45



Cuba vs. Canada



Aug 01, 2010 at Thunder Bay, CAN (Port Arthur Stadium)

CUBA 8 (5-3)

Player	AB	R	H	BI	2B	3B	HR	BB	SB	CS	HP	SH	SF	SO	IBB	KL	GDP	PO	A	E
RIVALTA 2b	5	1	3	1	1	0	0	0	0	0	0	0	0	0	0	0	0	1	2	0
AVILES 1b	4	1	2	0	0	0	0	1	0	0	0	0	0	0	0	0	0	7	1	0
SOLER rf	3	0	0	0	0	0	0	1	0	0	0	0	0	0	0	0	0	1	0	1
RAMIREZ rf	1	0	0	0	0	0	0	0	0	0	0	0	0	0	0	0	0	2	0	0
JIMENEZ lf	4	0	0	0	0	0	0	1	0	0	0	0	0	1	1	0	0	0	0	0
FUSTE lf	0	0	0	0	0	0	0	0	0	0	0	0	0	0	0	0	0	0	0	0
RIVAS dh	3	0	0	0	0	0	0	0	0	0	0	0	0	1	0	0	0	0	0	0
GOURRIELL ph/dh	2	2	2	2	2	0	0	0	0	0	0	0	0	0	0	0	0	0	0	0
HERNANDEZ S 3b	5	1	2	1	0	0	0	0	0	0	0	0	0	0	0	0	0	1	0	0
BALAGUERT cf	4	0	1	1	1	0	0	0	0	0	0	0	1	2	0	1	0	2	0	0
CRESPO c	2	2	1	0	0	0	0	1	0	0	1	0	0	0	0	0	0	9	1	0
IBANEZ ss	4	1	2	3	0	0	1	0	0	0	0	0	0	0	0	0	0	2	1	2
VALENTIN p	0	0	0	0	0	0	0	0	0	0	0	0	0	0	0	0	0	1	1	0
CASTILLO p	0	0	0	0	0	0	0	0	0	0	0	0	0	0	0	0	0	1	1	0
Totals.....	37	8	13	8	4	0	1	4	0	0	1	0	1	4	1	1	0	27	7	3

CANADA 2 (5-3)

Player	AB	R	H	BI	2B	3B	HR	BB	SB	CS	HP	SH	SF	SO	IBB	KL	GDP	PO	A	E
CALBICK lf/3b	3	0	1	1	0	0	0	1	0	0	0	0	1	1	0	0	0	0	0	0
DAILEY 3b/ss	4	0	0	0	0	0	0	1	0	0	0	0	0	3	0	0	0	0	0	0
POMPEY cf	4	1	0	0	0	0	0	1	0	0	0	0	0	0	0	0	0	2	0	0
DEGLAN c	4	0	1	0	0	0	0	0	0	0	1	0	0	1	0	0	0	6	0	0
WICK rf	5	0	0	0	0	0	0	0	0	0	0	0	0	2	0	0	0	2	2	0
DIEDRICK dh	4	1	3	0	1	0	0	0	0	0	0	0	0	0	0	0	0	0	0	0
ATKINSON ss/2b	3	0	1	0	0	0	0	0	0	0	0	1	0	2	0	0	0	1	9	0
HARRIS 1b	4	0	2	0	0	0	0	0	0	0	0	0	0	0	0	0	0	13	2	0
RALPH 2b	2	0	0	0	0	0	0	0	0	0	0	0	0	1	0	0	0	1	3	0
FORCIER ph/lf	1	0	0	0	0	0	0	1	0	0	0	0	0	0	0	0	0	1	0	0
ROBSON p	0	0	0	0	0	0	0	0	0	0	0	0	0	0	0	0	0	1	2	0
SMITH p	0	0	0	0	0	0	0	0	0	0	0	0	0	0	0	0	0	0	0	0
PIVETTA p	0	0	0	0	0	0	0	0	0	0	0	0	0	0	0	0	0	0	1	0
PIERCE p	0	0	0	0	0	0	0	0	0	0	0	0	0	0	0	0	0	0	0	0
Totals.....	34	2	8	1	1	0	0	4	0	0	1	1	1	10	0	0	0	27	19	0

CUBA	IP	H	R	ER	BB	SO	WP	HB	BK	IBB	SH	SF	CI	2B	3B	HR	AB	BF	FO	GO	NP
VALENTIN W,2-1	5.1	7	1	1	3	8	0	1	0	0	1	0	0	1	0	0	22	27	3	5	99
CASTILLO S	3.2	1	1	0	1	2	0	0	0	0	0	1	0	0	0	0	12	14	7	2	52

CANADA	IP	H	R	ER	BB	SO	WP	HB	BK	IBB	SH	SF	CI	2B	3B	HR	AB	BF	FO	GO	NP
ROBSON L,0-1	6.2	7	4	4	1	3	0	1	0	0	0	0	0	2	0	1	26	28	3	13	89
SMITH	0.0	0	0	0	2	0	0	0	0	0	0	0	0	0	0	0	0	2	0	0	10
PIVETTA	2.0	6	4	4	1	0	1	0	0	1	0	1	0	2	0	0	10	12	2	3	44
PIERCE	0.1	0	0	0	0	1	0	0	0	0	0	0	0	0	0	0	1	1	0	0	5

Umpires - HP: Chang CH (TPE) 1B: Screti M. (ITA) 2B: Kroupa J. (CZE) 3B: Lautier F. (FRA)
RF - Downs A. (CAN) LF - Howe S. (AUS)

Scorers: Buitenhuis J. (CAN), Larson R. (CAN), Galbraith (CAN)

TC: Caliendo P. (USA), Hoffman R. (GER)

Start: 12:05 Time: 3:08 Attendance: 1700 Weather: Sunny

Game notes: SMITH faced 2 batters in the 7th.

Game: 45



2010 IBAF World Junior
Baseball Championship
July 23-August 1

2010 IBAF Championnat du
monde de baseball junior
23 juillet au 1 août



THUNDER BAY • ONTARIO • CANADA

Game Summary – Resumen del Partido 46



Australia vs. Chinese Taipei



Aug 01, 2010 at Thunder Bay (Port Arthur Stadium)

AUSTRALIA 4 (5-3)

Player	AB	R	H	BI	2B	3B	HR	BB	SB	CS	HP	SH	SF	SO	IBB	KL	GDP	PO	A	E
CAMPBELL lf	4	0	1	0	0	0	0	0	0	0	0	0	0	0	0	0	0	2	0	0
YOUNIS 2b	4	0	0	0	0	0	0	0	0	0	0	0	0	2	0	0	0	3	3	0
McDONALD J 3b	4	0	0	0	0	0	0	0	0	0	0	0	0	0	0	0	0	0	2	0
BATTAGLIA c	4	0	1	0	0	0	0	0	0	0	0	0	0	2	0	0	0	7	1	1
PARISH 1b	4	1	1	0	0	0	0	0	0	0	0	0	0	1	0	1	0	11	0	0
WHITE rf	4	1	1	0	0	0	0	0	0	0	0	0	0	1	0	1	0	0	0	0
MATAVESI dh	2	2	1	3	0	0	1	1	0	0	1	0	0	0	0	0	0	0	0	0
MORRIS cf	4	0	0	0	0	0	0	0	0	0	0	0	0	3	0	0	0	0	0	1
SHELDON /COL ss	3	0	1	0	0	0	0	0	0	0	0	0	0	0	0	0	0	1	2	1
WARNER p	0	0	0	0	0	0	0	0	0	0	0	0	0	0	0	0	0	0	2	1
McDONALD T p	0	0	0	0	0	0	0	0	0	0	0	0	0	0	0	0	0	0	0	0
CORBITT p	0	0	0	0	0	0	0	0	0	0	0	0	0	0	0	0	0	0	0	0
BAKKER p	0	0	0	0	0	0	0	0	0	0	0	0	0	0	0	0	0	0	0	0
Totals.....	33	4	6	3	0	0	1	1	0	0	1	0	0	9	0	2	0	24	10	4

CHINESE TAIPEI 8 (7-1)

Player	AB	R	H	BI	2B	3B	HR	BB	SB	CS	HP	SH	SF	SO	IBB	KL	GDP	PO	A	E
LIN Tz 3b	5	2	2	0	1	0	0	0	0	0	0	0	0	1	0	0	0	0	2	0
KO lf	4	1	0	0	0	0	0	0	0	0	0	1	0	2	0	0	0	1	0	0
YANG 2b	3	1	1	2	0	0	1	0	0	0	0	0	1	0	0	0	0	1	4	1
LIN H 1b	3	1	1	1	0	0	0	0	0	0	0	0	1	2	0	0	0	13	0	0
TSAI Y rf	2	2	1	0	0	0	0	2	0	0	0	0	0	0	0	0	0	2	0	0
LIAO ss	4	0	1	0	0	0	0	0	0	0	0	0	0	1	0	1	0	3	4	0
LIN C dh	4	1	1	4	0	0	1	0	0	0	0	0	0	1	0	0	0	0	0	0
LIN Ti c	3	0	1	0	0	0	0	1	0	0	0	0	0	0	1	0	0	7	2	0
OU cf	3	0	2	0	1	0	0	0	0	1	0	1	0	0	0	0	0	0	0	0
CHEN H p	0	0	0	0	0	0	0	0	0	0	0	0	0	0	0	0	0	0	1	0
WANG p	0	0	0	0	0	0	0	0	0	0	0	0	0	0	0	0	0	0	1	0
Totals.....	31	8	10	7	2	0	2	3	0	1	0	2	2	8	0	1	0	27	14	1

AUSTRALIA	IP	H	R	ER	BB	SO	WP	HB	BK	IBB	SH	SF	CI	2B	3B	HR	AB	BF	FO	GO	NP
WARNER	3.2	5	2	1	2	2	0	0	0	0	2	1	0	0	0	0	13	18	2	6	65
McDONALD T	0.2	2	2	2	0	1	0	0	0	0	0	0	0	0	0	1	4	4	1	0	19
CORBITT L	1.2	2	4	2	1	3	1	0	0	0	0	1	0	1	0	1	7	9	2	1	36
BAKKER	2.0	1	0	0	0	2	0	0	0	0	0	0	0	1	0	0	7	7	1	3	26

CHINESE TAIPEI	IP	H	R	ER	BB	SO	WP	HB	BK	IBB	SH	SF	CI	2B	3B	HR	AB	BF	FO	GO	NP
CHEN H	4.0	4	4	3	0	5	0	1	0	0	0	0	0	0	0	1	16	17	3	3	68
WANG W	5.0	2	0	0	1	4	1	0	0	0	0	0	0	0	0	0	17	18	3	8	69

Umpires - HP: Park (KOR) 1B: Perez (CUB) 2B: Wever (PAN) 3B: Behn (USA)
 TC: Medina (CUB), Caliendo (USA), Hoffman (GER), Guillizoni (ITA)
 Scorers: Del Pino (CUB), Buitenhuis (CAN), Bonden (CAN)
 Start: 18:05 Time: 4:02 Attendance: 5500

Weather: Cloudy
 Game notes:
 Game: 46